

**Sipna Shikshan Prasarak Mandal, Amravati's**  
**ARTS, SCIENCE AND COMMERCE COLLEGE**  
**CHIKHALDARA, DISTT. AMRAVATI (Maharashtra State)**



## **CRITERION – II**

### **2.6 Student Performance and Learning Outcome**

#### **2.6.3**

**Pass Percentage of Students During Last Five  
Years**

■ President  
**Shri. Jagdish M. Gupta**  
(Ex. Minister of State, Maharashtra)  
0721 (O)2522341 (R) 2572526



SIPNA SHIKSHAN PRASARAK MANDAL'S AMRAVATI

**ARTS, SCIENCE &**

**COMMERCE COLLEGE, CHIKHALDARA**

■ Principal  
**Dr. Rajesh S. Jaipurkar**  
(Mob.) 9423126066

Distt. Amravati (Maharashtra) 444 807  
NAAC Reaccredited 3rd Cycle with CGPA 2.77 at grade B++ (2018-2023)

■ E-mail : [ascc163@sgbau.ac.in](mailto:ascc163@sgbau.ac.in) ■ Website : [www.sipnaascc.ac.in](http://www.sipnaascc.ac.in) ■ Tel. (O) 07220-230309


Outward No : *ASCC/Cert./248/2023*

Date : *23/05/2023*

## DECLARATION

This is to declare that the information, photos, reports, true copies, numerical data, etc. furnished in this file as supporting documents is verified by IQAC and found correct.

  
Dr. V.D. Kapse  
IQAC Coordinator  
Co-ordinator  
**IQAC**  
Arts, Science & Commerce College,  
Chikhaldara  
Distt.: Amravati (M. S.)

  
Dr. R.S. Jaipurkar  
Principal  
**PRINCIPAL**  
Art, Science & Commerce  
College, Chikhaldara



**Sipna Shikshan Prasarak Mandal, Amravati's**  
**ARTS, SCIENCE AND COMMERCE, COLLEGE**  
**CHIKHALDARA, DISTT. AMRAVATI (Maharashtra State)**



**SUPPORTING DOCUMENTS**

**Sipna Shikshan Prasarak Mandal, Amravati's**  
**ARTS, SCIENCE AND COMMERCE COLLEGE**  
**CHIKHALDARA, DISTT. AMRAVATI (Maharashtra State)**

**INDEX**

**Metric No. 2.6.3**

<b>Sr. No</b>	<b>Name of Document</b>	<b>Page No.</b>
<b>1</b>	<b>Arts Result Sheet Published by The Affiliating University Attested by The Principal for Fresh Final Year Appeared Students.</b>	<b>5-9</b>
<b>2</b>	<b>Commerce Result Sheet Published by The Affiliating University Attested by The Principal for Fresh Final Year Appeared Students.</b>	<b>10-14</b>
<b>3</b>	<b>Science Result Sheet Published by The Affiliating University Attested by The Principal for Fresh Final Year Appeared Students.</b>	<b>15-20</b>
<b>4</b>	<b>Certified Report from Controller Examination Of The Affiliating University Indicating Pass Percentage Of Students Of The Final Year (Final Semester) Eligible For The Degree Program- Wise / Year- Wise</b>	<b>21-22</b>

College Code &amp; Name : - 0 163 - Arts ,Science &amp; Commerce College , Chikhaldara

Roll No.	Name of the Candidate	W/H	Sub1	Sub2	Sub3	Sub4	Sub5	Sub6	Sub7	Sub8	Sub9	Sub10	Sub11	Sub12	Mark Obt.	Aggr Total	Div.
EnRoll No.	Cen	CatClg	Med	Sex	Remarks										Out Of	Result	
															500		
						G.P.	Grade								G.P.	Grade	

## RESULT STATISTICS FOR THE COLLEGE

Appeared	Total	Fresh	Exm	Boys	Girls	Division	%	Result Withheld	Failure
28	28	28	0	16	12	1st	32.14	By Office W/O 0	Deleted 0
21	21	21	0	11	10	2nd	42.85	At Tabulation W/T 0	With Exemption 7
75	75	75	0	68.75	83.33	3rd	0	Unfair Means W/U 0	
Subjectwise Statistics Of Appeared And Pass %								By Enroll No W/E 0	
								By ATKT No W/A 7	
		1012	8	8			100.00		
		1001	28	26			92.86		
		1011	20	19			95.00		
		1052	8	8			100.00		
		1022	12	12			100.00		
		1024	21	14			66.67		
		1053	7	7			100.00		
		1021	16	14			87.50		
		1025	20	19			95.00		



ML  
PRINCIPAL  
Art, Science & Commerce  
College, Chikhaldara

College Code &amp; Name : - 0 163 - Arts, Science &amp; Commerce College, Chikhaldara

EnRoll No.	Cen	CatClg	Med	Sex	W/H Remarks	Sub1		Sub2		Mark Obt. Out Of	Aggr Total Result	Div.
						G.P.	Grade	G.P.	Grade			
73806						1001	44	08	1012	40	18	
						1053	56	18	1024	42	18	PASS
	163	0	163	M	F	1025	64	18		5	10	7.15

1st sem : 4.04 / 20

2nd sem : 4.04 / 20

3rd sem : 3.98 / 20

4th sem : 3.98 / 20

5th sem : 8.5 / 20

6th sem : 7.15 / 20

## RESULT STATISTICS FOR THE COLLEGE

	Total	Fresh	Exm	Boys	Girls	Division	%	Result Withheld	Failure
Appeared	31	31	0	18	13	1st	83.87	By Office W/O	0
Pass	28	28	0	17	11	2nd	6.45	At Tabulation W/T	1
Pass %	90.32	90.32	0	94.44	84.61	3rd	0	Unfair Means W/U	0
Subjectwise Statistics Of Appeared And Pass %								By Enroll No W/E	0
								By ATKT No W/A	15

1053	7	6	85.71
1022	13	13	100.00
1052	5	5	100.00
1012	8	8	100.00
1001	30	30	100.00
1011	22	22	100.00
1021	16	16	100.00
1024	22	21	95.45
1025	27	27	100.00



ML  
PRINCIPAL  
Art, Science & Commerce  
College, Chikhaldara

College Code &amp; Name : - 0 163 - Arts, Science &amp; Commerce College, Chikhaldara

Roll No.	Name of the Candidate	W/H	Sub1	Sub2	Sub3	Sub4	Sub5	Sub6	Sub7	Sub8	Sub9	Sub10	Sub11	Sub12	Mark Obt. Out Of	Aggr Total Result	Div.
EnRoll No.	Cen	CatClg	Med	Sex	Remarks	G.P.	Grade	G.P.	Grade	500							
72341	VISHNU SONU PATIL		1001	76	17	10 9	O A+	1011	77	18	10 10	O O	476				
			1022	77	18	10 10	O O	1024	74	16	10 9	O A+					
	163 0 163 M M		1025	79	19	10 10	O O										
	ORG-INC 5 REM-INC 5																
	1st sem : 6.05 / 20		2nd sem : 6.75 / 20			3rd sem : 4.55 / 20		4th sem : 6.6 / 20			5th sem : 6.75 / 20		6th sem : 9.9 / 20				
72342	YOGESH MAROTI HEKADE		1001	77	18	10 10	O O	1012	80	20	10 10	O O	488				PASS
			1022	79	19	10 10	O O	1024	74	16	10 9	O A+					
	163 0 163 M M		1025	80	20	10 10	O O										9.95
	ORG-INC 5 REM-INC 5																
	1st sem : 6.2 / 20		2nd sem : 6 / 20			3rd sem : 3.85 / 20		4th sem : 7.1 / 20			5th sem : 7.7 / 20		6th sem : 9.95 / 20				

## RESULT STATISTICS FOR THE COLLEGE

	Total	Fresh	Exm	Boys	Girls	Division	%	Result Withheld	Failure
Appeared	14	14	0	9	5	1st	100	By Office W/O	0
Pass	14	14	0	9	5	2nd	0	At Tabulation W/T	0
Pass %	100	100	0	100	100	3rd	0	Unfair Means W/U	0
								By Enroll No W/E	0
								By ATKT No W/A	7
								Deleted	0
								With Exemption	0

## Subjectwise Statistics Of Appeared And Pass %

1001	14	14	100.00
1011	12	12	100.00
1021	3	3	100.00
1024	14	14	100.00
1025	10	10	100.00
1012	2	2	100.00
1052	4	4	100.00
1022	11	11	100.00



MY  
PRINCIPAL  
Art, Science & Commerce  
College, Chikhaldara

College Code & Name: 0 163 Arts, Science & Commerce College, Chikhaldara

Date Page No  
19-07-2019  
576

Roll No	Name of the Candidate	W/H													III Year	I Year	II Year	Aggr Total Result	Div				
EnRoll No	Gen Cat	Clg	Med	Sex	Remarks	Sub1	Sub2	Sub3	Sub4	Sub5	Sub6	Sub7	Sub8	Sub9	Sub10	Sub11	Sub12				Remarks	Out Of	
81810	VISHAL VINIT KASE					ENG	XMF 23	@2	18	HIN	XMF 33							30	193	187	221	FAIL	
1616315	163 0 163 M M					HIS	XMF 40			POL	30												
						SOC	14																

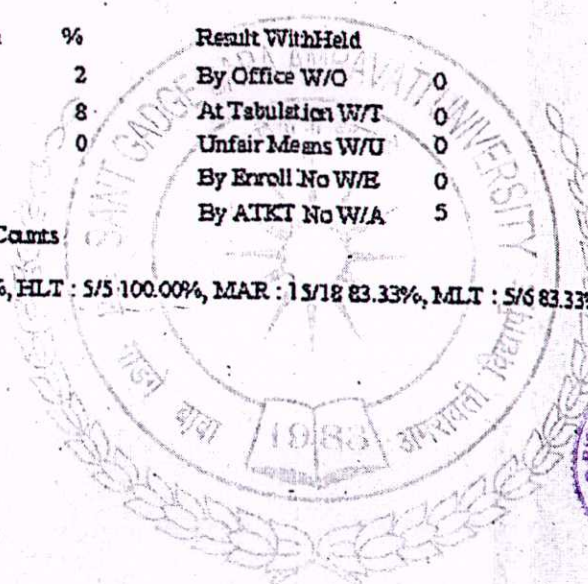
ORG-INC - 5 REM-INC - 3

RESULT STATISTICS FOR THE COLLEGE

	Total	Fresh	Extra	Boys	Girls	Division	%	Result WithHeld	Failure
Appeared	25	25	0	14	11	I	2	By Office W/O	0
Pass	11	11	0	6	5	II	8	At Tabulation W/T	0
Pass-%	44.00	44.00	0.00	42.86	45.45	III	0	Unfair Means W/U	0
								By Enroll No W/E	0
								By ATKT No W/A	5
								With Exemption	14
								Deleted	0

Subjectwise Statistice Of Appeared And Pass % Counts

ECO : 10/12 83.33%, ENG : 17/25 68.00%, HIN : 5/7 71.43%, HIS : 10/14 71.43%, HLT : 5/5 100.00%, MAR : 15/18 83.33%, MLT : 5/6 83.33%, POL : 9/18 50.00%, SOC : 10/20 50.00%,



Principal  
Art, Science & Commerce  
College, Chikhaldara



College Code & Name: 0 163 Arts, Science & Commerce College, Chikhaldara

Roll No	Name of the Candidate	W/H	Sub1	Sub2	III Year I Year II Yes	Aggr Total Result	Div
EnRoll No	Gen Cat Ctg	Med Ser	Remarks	Sub3	Sub4	Remarks	Out Of
				Sub5	Sub6		
				Sub7	Sub8		
				Sub9	Sub10		
				Sub11	Sub12		

RESULT STATISTICS FOR THE COLLEGE

	Total	Fresh	Exam	Boys	Girls	Division	%	Result WithHeld	Failure
Appeared	24	24	0	15	9	I	1	By Office W/O	0
Pass	15	15	0	12	4	II	8	At Tabulation W/T	0
Pass- %	65.57	65.57	0.00	80.00	44.44	III	0	Unfair Means W/U	0
								By Enroll No W/E	0
								By AIKT No W/A	7
								Deleted	0
								With Exemption	2

Subjectwise Statistics Of Appeared And Pass % Counts

ECO : 5/5 100.00%, ENG : 16/24 66.67%, HIN : 2/2 100.00%, HIS : 17/18 94.44%, HLT : 4/4 100.00%, MAR : 19/22 86.36%, MLT : 6/6 100.00%, POL : 20/21 95.24%, SOC : 17/18 94.44%



ML  
PRINCIPAL  
Art, Science & Commerce  
College, Chikhaldara

College Code &amp; Name :- 0 163 - Arts, Science &amp; Commerce College, Chikhaldara

Roll No.	Name of the Candidate	W/H	Sub1	Sub2	Sub3	Sub4	Sub5	Sub6	Sub7	Sub8	Sub9	Sub10	Sub11	Sub12	Mark Obt. Out Of	Aggr Total Result	Div.
EnRoll No.	Cen	CatClg	Med	Sex	Remarks	G.P.	Grade	G.P.	Grade	600							
21AC513108	LAKHILAL MOTI	JAMUNKAR	1001	16	04	4	P	1011	22	09	7	B+	322	FAIL			
			3061	25	16	0	F	3062	40	19	6	B					
	163	0	163	M	M				34		34	7	B+				
	ORG-INC 2	REM-INC 2	3063	33	16	4	P	3068									
			3069	34	18	5	C										

Previous Sem Marks - 447 /600 74.5%

## RESULT STATISTICS FOR THE COLLEGE

	Total	Fresh	Exm	Boys	Girls	Division	%	Result Withheld	Failure
Appeared	21	21	0	14	7	1st	33.33	By Office W/O 0	Deleted 0
Pass	11	11	0	5	6	2nd	19.04	At Tabulation W/T 1	With Exemption 9
Pass %	52.38	52.38	0	35.71	85.71	3rd	0	Unfair Means W/U 0	
Subjectwise Statistics Of Appeared And Pass %									
	1012	3	3	100.00				By Enroll No W/E 0	
	1001	21	14	66.67				By ATKT No W/A 4	
	1011	18	17	94.44					
	3061	21	16	76.19					
	3062	21	19	90.48					
	3063	21	18	85.71					
	3068	20	17	85.00					
	3069	21	20	95.24					



MYL  
**PRINCIPAL**  
 Art, Science & Commerce  
 College, Chikhaldara

College Code &amp; Name : - 0 163 - Arts ,Science &amp; Commerce College , Chikhaldara

Roll No.	Name of the Candidate	W/H	Sub1	Sub2	Remarks	Sub3	Sub4	Mark Obt.	Aggr Total	Div.
EnRoll No.	Cen	CatClg	Med	Sex		Sub5	Sub6			
			Sub7	Sub8		Sub9	Sub10	600		
			Sub11	Sub12		G.P.	Grade	G.P.	Grade	

## RESULT STATISTICS FOR THE COLLEGE

	Total	Fresh	Exm	Boys	Girls	Division	%	Result Withheld	Failure
Appeared	21	21	0	17	4	1st	76.19	By Office W/O 0	Deleted 0
Pass	16	16	0	12	4	2nd	0	At Tabulation W/T 1	With Exemption 4
Pass %	76.19	76.19	0	70.58	100	3rd	0	Unfair Means W/U 0	
Subjectwise Statistics Of Appeared And Pass %								By Enroll No W/E 0	
								By ATKT No W/A 7	
	1001	21		21			100.00		
	1011	17		14			82.35		
	3061	21		20			95.24		
	3062	21		21			100.00		
	3063	21		18			85.71		
	3068	20		20			100.00		
	3069	20		20			100.00		
	1012	4		4			100.00		
	3064	1		0			0.00		
	3065	1		0			0.00		



  
**PRINCIPAL**  
 Art, Science & Commerce  
 College, Chikhaldara

Roll No	Name of the Candidate	W/H	Sub1	Sub3	Sub5	Sub7	Sub9	Sub11	Sub2	Sub4	Sub6	Sub8	Sub10	Sub12	Mark Obt	Result	
En-Roll No	Can Cat/Ctg	Med Sex	Remarks	Sub1	Sub3	Sub5	Sub7	Sub9	Sub2	Sub4	Sub6	Sub8	Sub10	Sub12	Tot-Crds/Cgpa/cg-Gr	Grp_Tot	
																Remarks	
																Cr_GIS	
																Sepa/Credit/Gr	
																Div	
72269 1716325	AIAY CHAITU DUDHAKARE		1001	37	08	0	10	1011	37	08	0	10	3062	3068	37	08	PASS
	163 0163 M M		3061	80	20	0	10	3062	80	20	0	10	3068	60	19	0	585
			3063	79	19	0	10	3068	80	20	0	10			19	0	1000 20
			3069	60	38	0	10		60	19	0	10			19	0	585
Div Marks (1):- 0.00/ 20/G-0 (2):- 5.35/ 20/G-0 (3):- 5.40/ 20/G-0 (4):- 5.30/ 20/G-0 (5):- 0.00/ 20/G-0 (6):- 10.00/ 20/G-0																4.34	
72270 1716397	DIPAK SHALIKARAM KASDEKAR		1001	37	08	0	10	1011	39	09	0	10	3062	3068	39	09	PASS
	163 0163 M M		3061	80	20	0	10	3062	80	20	0	10	3068	60	19	0	584
			3063	77	18	0	10	3068	80	20	0	10			19	0	1000 20
			3069	60	37	0	10		60	19	0	10			19	0	584
Div Marks (1):- 0.00/ 20/G-0 (2):- 5.45/ 20/G-0 (3):- 0.00/ 20/G-0 (4):- 0.00/ 20/G-0 (5):- 0.00/ 20/G-0 (6):- 10.00/ 20/G-0																2.52	
72271 1716384	KUMAYURI ASHOK PAL		1001	39	09	0	10	1012	40	10	0	10	3062	3068	40	10	PASS
	163 0163 M F		3061	80	20	0	10	3062	80	20	0	10	3068	60	19	0	600
			3063	79	19	0	10	3068	80	20	0	10			19	0	1000 20
			3069	60	39	0	10		60	19	0	10			19	0	I
Div Marks (1):- 0.00/ 20/G-0 (2):- 5.65/ 20/G-0 (3):- 5.70/ 20/G-0 (4):- 5.95/ 20/G-0 (5):- 5.90/ 20/G-0 (6):- 10.00/ 20/G-0																6.48	
72272 1716392	RAHUL SAKHARAM MAWASKAR		1001	37	08	0	10	1011	37	08	0	10	3062	3068	37	08	PASS
	163 0163 M M		3061	80	20	0	10	3062	80	20	0	10	3068	60	19	0	585
			3063	79	19	0	10	3068	80	20	0	10			19	0	1000 20
			3069	60	38	0	10		60	19	0	10			19	0	585
Div Marks (1):- 0.00/ 20/G-0 (2):- 5.75/ 20/G-0 (3):- 6.25/ 20/G-0 (4):- 6.25/ 20/G-0 (5):- 0.00/ 20/G-0 (6):- 10.00/ 20/G-0																4.71	

RESULT STATISTICS FOR THE COLLEGE

Appered	Total	Frsh	Exm	Boys	Girls	Division	%
Pass	4	4	0	3	1	I	1
Pass-%	4	4	0	3	1	II	0
	100.00	100.00	0.00	100.00	100.00	III	0

Result WithHeld  
By Office W/O 0  
At Tabulation W/T 0  
Unfair Means W/U 0  
By Enroll No W/E 0  
By ATKT No W/A 3

Failure  
Deleted  
With Exemption



PRINCIPAL  
Art, Science & Commerce  
College, Chikhaldara

Subjective Statistics Of Appeared And Pass % Courts  
1001: 4/4 100.00%, 1011: 3/3 100.00%, 1012: 1/1 100.00%, 3061: 4/4 100.00%, 3062: 4/4 100.00%, 3063: 4/4 100.00%, 3068: 4/4 100.00%, 3069: 4/4 100.00%

1001: English  
1011: Marathi

College Code & Name: 0 163 Arts, Science & Commerce College, Chikhaldara

Date 24-07-2019  
Page No 411


Roll No	Name of the Candidate	W/H	Sub1	Sub2	Sub3	Sub4	Sub5	Sub6	Sub7	Sub8	Sub9	Sub10	Sub11	Sub12	III Year I Year II Yes	Aggr Total Result	Div	Remarks	Out Of
---------	-----------------------	-----	------	------	------	------	------	------	------	------	------	-------	-------	-------	------------------------	-------------------	-----	---------	--------

RESULT STATISTICS FOR THE COLLEGE

	Total	Fresh	Exam	Boys	Girls	Division	%	Result WithHeld	Failure
Appeared	22	22	0	15	7	I	3	By Office W/O 0	Deleted 0
Pass	9	9	0	6	3	II	2	At Tabulation W/T 0	With Exemption 13
Pass- %	40.91	40.91	0.00	40.00	42.86	III	0	Unfair Means W/U 0	
								By Erroll No W/E 0	
								By ATKT No W/A 4	

Subjectwise Statistics Of Appeared And Pass % Counts

BEM : 17/22 77.27%, BFC : 16/22 72.73%, CMA : 17/22 77.27%, ENG : 11/22 50.00%, BOE : 19/22 86.36%, HIN : 3/4 75.00%, IWW : 19/22 86.36%, MAR : 15/18 83.33%



ML  
PRINCIPAL  
Art, Science & Commerce  
College, Chikhaldara

College Code & Name: 0 163 Arts, Science & Commerce College, Chikhaldara

Date Page No 14-05-2018 303

Roll No	Name of the Candidate	W/H	Sub1	Sub2	Sub3	Sub4	Sub5	Sub6	Sub7	Sub8	Sub9	Sub10	Sub11	Sub12	III Year	I Year	II Year	Aggr Total Result	Div	Remarks	Out Of
44191 15163128	RAHUL GAJANAN INGALE	W/A	ENG 14	MAR 13	CMA 41	BEM 27	BFC 24	IWW 45	12	25	26	28	371						PASS	371	1800
ORG-INC - 8 REM-INC - 8																					
44192 14163154	RAHUL HIMMATRAO SURATANE		ENG XMP 08	MAR XMP 21	CMA XMF 47	BEM XMF 24	BFC XMP 07	IWW XMF 35	13	23	24	27	323						FAIL		1800
ORG-INC - 5 REM-INC - 5																					
44193 15103110	RAMGOPAL RAMCHANDRA SAWALKAR		ENG XMF 13	MAR XMP 19	CMA XMF 50	BEM XMP 18	BFC XMP 13	IWW XMF 42	12	27	26	27	347						FAIL		1800
ORG-INC - 6 REM-INC - 6																					
44194 14163123	SRIKRUSENA MAHADEV PAITHANKAR	W/A	ENG 17	HIN 21	CMA 51	BEM 24	BFC 27	IWW 39	12	25	25	28	375						PASS	375	1800
ORG-INC - 6 REM-INC - 6																					
44195 14410228	SURAJUTTAMRAO THAKARE		ENG XMP 09	MAR XMP 17	CMA XMP 52	BEM XMP 20	BFC XMP 18	IWW XMP 29	13	20	23	25	310						FAIL		1800

RESULT STATISTICS FOR THE COLLEGE

	Total	Fresh	Exm	Boys	Girls	Division	%
Appeared	12	12	0	6	6	I	0
Pass	8	8	0	4	4	II	0
Pass-%	66.67	66.67	0.00	66.67	66.67	III	0

Result Withheld

By Office W/O	0
At Tabulation W/T	0
Unfair Means W/U	0
By Enroll No W/E	0
By ATKT No W/A	8

Failure

Deleted	0
With Exemption	4

Subjectwise Statistics Of Appeared And Pass % Counts

BEM: 10/12 83.33%, BFC: 8/12 66.67%, CMA: 12/12 100.00%, ENG: 9/12 75.00%, EOE: 12/12 100.00%, HIN: 3/3 100.00%, IWW: 12/12 100.00%, MAR: 12/12 100.00%



ML  
PRINCIPAL  
Art, Science & Commerce  
College Chikhaldara

College Code & Name : - 0 163 - Arts ,Science & Commerce College , Chikhaldara

Roll No.	Name of the Candidate	W/H	Sub1	Sub2	Sub3	Sub4	Sub5	Sub6	Sub7	Sub8	Sub9	Sub10	Sub11	Sub12	Mark Obt.	Aggr Total	Div.
	Mother's Name	Remarks													450	Result	
EnRoll No.	Cen	CatClg	Med	Sex													

RESULT STATISTICS FOR THE COLLEGE

	Total	Fresh	Exm	Boys	Girls	Division	%	Result Withheld	Failure
Appeared	65	65	0	36	29	1st	67.69	By Office W/O 0	Deleted 0
Pass	54	54	0	30	24	2nd	15.38	At Tabulation W/T 0	With Exemption 7
Pass %	83.07	83.07	0	83.33	82.75	3rd	0	Unfair Means W/U 0	
Subjectwise Statistics Of Appeared And Pass %								By Enroll No W/E 0	
								By ATKT No W/A 7	

EVS	24	21	87.50
FSC	9	6	66.67
MTH	24	24	100.00
PHY	24	21	87.50
CPS	21	21	100.00
CHE	37	29	78.38
BOT	20	16	80.00
APC	5	4	80.00
GOG	11	11	100.00
PCH	12	12	100.00
INC	8	8	100.00



*ML*  
**PRINCIPAL**  
Art, Science & Commerce  
College, Chikhaldara

College Code &amp; Name : - 0 163 - Arts ,Science &amp; Commerce College , Chikhaldara

Roll No.	Name of the Candidate	W/H	Sub1	Sub2	Sub3	Sub4	Sub5	Sub6	Sub7	Sub8	Sub9	Sub10	Sub11	Sub12	Mark Obt.	Aggr Total	Div.	
EnRoll No.	Cen	CatClg	Med	Sex	Remarks											450	Result	
															2103 / 2700			
First Sem - 227 / 450			Second Sem - 282 / 450			Third Sem - 416 / 450			Forth Sem - 325 / 450			Fifth Sem - 434 / 450			First Division			
74086	YASHWANT NAGORAO CHAVHAN PARVATI			GOG	70	17	50		CHE	70	20	45			398	PASS		
	163	0 163	E	M											2068 / 2700			
First Sem - 268 / 450			Second Sem - 313 / 450			Third Sem - 294 / 450			Forth Sem - 355 / 450			Fifth Sem - 440 / 450			First Division			

## RESULT STATISTICS FOR THE COLLEGE

	Total	Fresh	Exm	Boys	Girls	Division	%	Result Withheld	Failure
Appeared	82	82	0	52	30	1st	95.12	By Office W/O	0
Pass	80	80	0	50	30	2nd	2.43	At Tabulation W/T	0
Pass %	97.56	97.56	0	96.15	100	3rd	0	Unfair Means W/U	0
Subjectwise Statistics Of Appeared And Pass %								By Enroll No W/E	0
								By ATKT No W/A	9
								Deleted	0
								With Exemption	2

MTH	19	19	100.00
PHY	17	17	100.00
CPS	27	27	100.00
GOG	32	32	100.00
PCH	32	32	100.00
CHE	51	51	100.00
BOT	19	17	89.47
EVS	23	22	95.65
INC	12	12	100.00
APC	5	5	100.00
FSC	9	9	100.00



ML  
PRINCIPAL  
Art, Science & Commerce  
College, Chikhaldara

APC APICULTURE BCM BIOCHEMISTRY BFM BIO INFORMATICS BOT BOTANY BSP BIOLOGICAL TECH. & SPEC.PREP. BTC BIOTECHNOLOGY CHE CHEMISTRY CPA COMPUTER APPLICATION CPM COMPUTER MAINTAINANCE CPS COMPUTER SCIENCE CPV COMPUTER APPLICATION(VOCATIONAL) ETC ELECTRONICS ( INSTRUMENTATION) EVS ENVIROMENTAL SCIENCE FIS FISHRIES FPT FOOD PROCESSING & TECHNOLOGY FRS FORENSIC SCIENCE FSC FOOD SCIENCE GOG GEOLOGY GOP GEOGRAPHY ICV INDUSTRIAL CHEMISTRY(VOCATIONAL) IFF INDUSTRIAL FISH & FISHERIES IFT INFORMATION TECHNOLOGY IMB INDUSTRIAL MICROBIOLOGY INC INDUSTRIAL CHEMISTRY INT INSTRUMENTATION MCB MICROBIOLOGY MTH MATHEMATICS PCH PETROCHEMICAL SCIENCE PHY PHYSICS SDT SEED TECHNOLOGY STS STATISTICS ZOO ZOOLOGY





College Code & Name: 0 163 Arts, Science & Commerce College, Chikhaldara


Roll No	Name of the Candidate	W/H													Mark Obt.	Aggr Total Result	Div			
EnRoll No	Can	Cat	Clg	Med	Sex	Remarks	Sub1	Sub3	Sub5	Sub7	Sub9	Sub11	Sub2	Sub4	Sub6	Sub8	Sub10	Sub12	Remarks	Out Of

RESULT STATISTICS FOR THE COLLEGE

	Total	Fresh	Exam	Boys	Girls	Division	%	Result WithHeld	Failure
Appeared	81	81	0	50	31	I	11	By Office W/O	0
Pass	32	32	0	16	16	II	1	At Tabulation W/T	0
Pass-%	39.51	39.51	0.00	32.00	51.61	III	0	Unfair Means W/U	0
								By Enroll No W/E	0
								By AIKT No W/A	20
								Deleted	0
								With Exemption	49

Subjectwise Statistice Of Appeared And Pass % Counts

APC Apiculture: 2/2 100.00%, BOT Botany: 6/11 54.55%, CHE Chemistry: 18/50 36.00%, CPS Computer Science: 15/27 55.56%, EVS Environmental Sci: 18/19 94.74%, FSC Food Science: 9/10 90.00%, GOG Geology: 14/32 43.75%, INC Industrial Chemis: 14/19 73.68%, MTH Mathematics: 13/19 68.42%, PCH Petrochemical Scie: 12/32 37.50%, PHY Physics: 12/22 54.55%



MYL  
PRINCIPAL  
Art, Science & Commerce  
College, Chikhaldara

67/67  
20/20

College Code & Name: 0 163 Arts, Science & Commerce College, Chikhaldara

Roll No	Name of the Candidate	W/H	Mark Obt.										Aggr Total Result	Div			
EnRoll No	Can Cat Clg	Mod Sex	Remarks	Sub1	Sub2	Sub3	Sub4	Sub5	Sub6	Sub7	Sub8	Sub9	Sub10	Sub11	Sub12	Remarks	Out Of
83849 15163160	VIVEK MAHESHWAR DHANDE			CHE	GOG	29	40	17	20	45	43	15	44			283	PASS
	163 0 163 E M		W/A	PCH													
				Div Marks (1):- 0/ 900 (2):- 0/ 900 (3):- 0/ 450 (4):- 283/ 450										Total - 283/ 2700			
83850 15163243	VIVEK SHRIKRUSHNA DEHADSE			CPS	MTH	48	49	20	15	40	21	20	46			347	PASS
	163 0 163 E M			PHY													II
ORG-INC - 5 RES&INC - 5				Div Marks (1):- 462* / 900 (2):- 506 / 900 (3):- 298 / 450 (4):- 347 / 450										Total - 1613 / 2700			
90734	AKASH SUDHAKAR WANKHADE			CHE	GOG	32	25	20	20	49	46					287	PASS
	163 0 163 E M		W/A	PCH		35		15		44							
				Div Marks (1):- 0/ 900 (2):- 0/ 900 (3):- 0/ 450 (4):- 287 / 450										Total - 287 / 2700			

RESULT STATISTICS FOR THE COLLEGE

	Total	Fresh	Exm	Boys	Girls	Division	%	Result WithHeld	Failure
Appeared	80	80	0	51	29	I	3	By Office W/O	0
Pass	64	64	0	40	24	II	1	At Tabulation W/T	0
Pass - %	80.00	80.00	0.00	78.43	82.76	III	0	Unfair Means W/U	0
								By Enroll No W/E	0
								By ATKT No W/A	00
								Deleted	0
								With Exemption	15

Subjectwise Statistic Of Appeared And Pass % Counts

APC Apiculture: 2/2 100.00%, BOT Botany: 24/25 96.00%, CHE Chemistry: 36/44 81.82%, CPS Computer Science: 31/34 91.18%, EVS Environmental Sci: 18/22 81.82%, FSC Food Science: 0/1 0.00%, GOG Geology: 23/30 76.67%, INC Industrial Chemist: 9/9 100.00%, MTH Mathematics: 23/23 100.00%, PCH Petrochemical Sci: 26/30 86.67%, PHY Physics: 16/20 80.00%



MYL  
PRINCIPAL  
Art, Science & Commerce  
College, Chikhaldara

CHE: Chemistry ZOO: Zoology .STS: Statistics .SDT: Seed Technology PCH: Petrochemical Sci. MCB: Microbiology INC: Industrial Chemistry.  
INT: Instrumentation .ICV: Industrial Chemistry. IFF: Industrial Fish & FLMB: Industrial Microbiol. CPS: Computer Science .ETC: Electronics (Instru. EVS: Environmental Science  
FIS: Fisheries .FSC: Food Science .GOG: Geology .BCA: Biochemistry .BPM: Bioinformatics .BOT: Botany .BSP: Biological Tech. & S.  
BTC: BioTechnology .CPA: Computer Application. CPM: Computer Maintenance. IIT: Information Technology. MTH: Mathematics .PHY: Physics .GOP: Geography

College Code & Name: 0163 Arts, Science & Commerce College, Chikhaldara

Roll No	Name of the Candidate	W/H	Sub1	Sub2	Sub3	Sub4	Sub5	Sub6	Sub7	Sub8	Sub9	Sub10	Sub11	Sub12	Mark Obt.	Result
EnRoll No	Gen Cat	Med Ser	Remarks	CD	BB	CC	DD	AA	BB	CC	DD	AA	BB	CC	BB	CD
25016 17163157	SENITAL RAMESH NAGLE		2995 2997 3007	31 58 91	20 20 91	CD 5 BB 8	2996 2998	52 31	20 20	BB 8 CD 5					90	PASS
Div Marks (1):- 9.62 / 25G-0 (2):- 10.00 / 25G-0 (3):- 8.08 / 25G-0 (4):- 7.31 / 25G-0 (5):- 104 / 104 / 104																
25017 15118391	SRIKANT DHARMRAJ SAGANE		2995 2997 3007	43 66 75	16 16 75	CC 6 AB 9	2996 2998	46 35	15 16	BB 8 CD 5					55	PASS
Div Marks (1):- 9.00 / 25G-0 (2):- 10.00 / 25G-0 (3):- 7.65 / 25G-0 (4):- 6.81 / 25G-0 (5):- 104 / 104 / 104																
25018 12163121	SUNIL CESHOTELAL JAMBHAR		2995 2997 3007	33 55 80	18 18 80	CD 5 BB 8	2996 2998	42 24	18 18	BB 8 DD 4					70	PASS
Div Marks (1):- 9.22 / 25G-0 (2):- 10.00 / 25G-0 (3):- 8.00 / 25G-0 (4):- 6.58 / 25G-0 (5):- 104 / 104 / 104																
26019 16210126	YOGESH MANOJ JAMBHALE		2995 2997 3007	38 54 93	20 20 93	CC 6 BB 8	2996 2998	41 34	20 20	BB 8 CD 5					50	PASS
Div Marks (1):- 8.38 / 25G-0 (2):- 9.00 / 25G-0 (3):- 7.00 / 25G-0 (4):- 7.31 / 25G-0 (5):- 104 / 104 / 104																

RESULT STATISTICS FOR THE COLLEGE

Category	Total	Pres	Exm	Boys	Girls	Division	%	Result WithHeld	Failure
Appeared	16	16	0	7	9	I	0	By Office W/O	0
Pass	16	16	0	7	9	II	0	At Tabulation W/T	0
Pass-%	100.00	100.00	0.00	100.00	100.00	III	0	Unfair Means W/U	0
								By Enroll No W/E	0
								By ATKT No W/A	0
								Deleted	0
								With Exemption	0

Subjectwise Statistics Of Appeared And Pass % Counts

2995: 16/16 100.00%, 2996: 16/16 100.00%, 2997: 16/16 100.00%, 2998: 16/16 100.00%, 3007: 16/16 100.00%, 3008: 16/16 100.00%



Dr. R. S. Jaipurkar  
Principal  
Arts Science & Commerce College,  
Chikhaldara, Dist - Amravati

SANT GADGE BABA  
AMRAVATI UNIVERSITY  
AMRAVATI- 444 602 (M.S)

Ph.No.2662206, 2662207, 2662208, 2662249, 2662358, 2551633. FAX NO.0721-2660949,  
2662135, 2553905

website : [www.sgbau.ac.in](http://www.sgbau.ac.in)

GRAM : AMUNI

क्र. संगबाअवि./४/ ३९५/२०२३  
दिनांक-१७.३.२०२३


प्रति,  
प्राचार्य,  
कला, विज्ञान व वाणिज्य महाविद्यालय,  
चिखलदरा जि.अमरावती.

विषय : सन २०१७-१८ ते २०२१-२२ मध्ये अंतिम वर्षातील विद्यार्थ्यांची उत्तीर्ण  
टक्केवारी प्रमाणित करून प्रमाणपत्र मिळण्याबाबत.  
संदर्भ : आपल्या महाविद्यालयाचे दिनांक-१५.३.२०२३ चे पत्र

महोदय,

संदर्भिय पत्राचे अनुषंगाने आपल्या महाविद्यालयातील शैक्षणिक सत्र २०१७-१८ ते  
२०२१-२२ मधील बी.ए., बी.कॉम. , बी.एस्सी. (अंतीम वर्ष) इ. अभ्यासक्रमाच्या परीक्षेला  
प्रवेशित, उत्तीर्ण व उत्तीर्णतेचे टक्केवारीसह सांख्यिकी माहिती खालीलप्रमाणे प्रमाणित करून  
देण्यात येत आहे.

शैक्षणिक सत्र	अभ्यासक्रमाचे नांव (अंतीम वर्ष)	परीक्षेला प्रवेशित विद्यार्थी संख्या	उत्तीर्ण विद्यार्थी संख्या	उत्तीर्णतेची टक्केवारी
२०१७-१८	बी.ए.	२४	१६	६५.६७
	बी.कॉम.	१२	०८	६६.६७
	बी.एस्सी.	८०	६४	८०.००
२०१८-१९	बी.ए.	२५	११	४४.००
	बी.कॉम.	२२	०९	४०.९१
	बी.एस्सी.	८१	३२	३९.५१
२०१९-२०	बी.ए.	१४	१४	१००.००
	बी.कॉम.	०४	०४	१००.००
	बी.एस्सी.	६५	६४	९८.४६
२०२०-२१	बी.ए.	३१	२८	९०.३२
	बी.कॉम.	२१	१६	७६.१९
	बी.एस्सी.	८२	८०	९७.५६
२०२१-२२	बी.ए.	२८	२१	७५.००
	बी.कॉम.	२१	११	५८.३८
	बी.एस्सी.	६५	५४	८३.०७

  
संचालक,

परीक्षा व मूल्यामापन मंडळ  
संत गाडगे बाबा अमरावती विद्यापीठ