

**Sipna Shikshan Prasarak Mandal, Amravati's**  
**ARTS, SCIENCE AND COMMERCE COLLEGE**  
**CHIKHALDARA, DISTT. AMRAVATI (Maharashtra State)**



## **CRITERION – II**

### **2.6 Student Performance and Learning Outcome**

#### **2.6.3**

**Pass percentage of Students during last five years**

■ President  
**Shri. Jagdish M. Gupta**  
(Ex. Minister of State, Maharashtra)  
0721 (O)2522341 (R) 2572526



SIPNA SHIKSHAN PRASARAK MANDAL'S AMRAVATI

**ARTS, SCIENCE &**

**COMMERCE COLLEGE, CHIKHALDARA**

■ Principal  
**Dr. Rajesh S. Jaipurkar**  
(Mob.) 9423126066

Distt. Amravati (Maharashtra) 444 807  
NAAC Reaccredited 3rd Cycle with CGPA 2.77 at grade B++ (2018-2023)


■ E-mail : [ascc163@sgbau.ac.in](mailto:ascc163@sgbau.ac.in) ■ Website : [www.sipnaascc.ac.in](http://www.sipnaascc.ac.in) ■ Tel. (O) 07220-230309


Outward No : *ASCC/CERT/248/2023*

Date : *23/05/2023*

## DECLARATION

This is to declare that the information, photos, reports, true copies, numerical data, etc. furnished in this file as supporting documents is verified by IQAC and found correct.

  
Dr. V.D. Kapse  
IQAC Coordinator  
Co-ordinator  
**IQAC**  
Arts, Science & Commerce College,  
Chikhaldara  
Distt.: Amravati (M. S.)

  
Dr. R.S. Jaipurkar  
Principal  
**PRINCIPAL**  
Art, Science & Commerce  
College, Chikhaldara



**Sipna Shikshan Prasarak Mandal, Amravati's**  
**ARTS, SCIENCE AND COMMERCE, COLLEGE**  
**CHIKHALDARA, DISTT. AMRAVATI (Maharashtra State)**



**SUPPORTING DOCUMENTS**

**Sipna Shikshan Prasarak Mandal, Amravati's**

**ARTS, SCIENCE AND COMMERCE COLLEGE**

**CHIKHALDARA, DISTT. AMRAVATI (Maharashtra State)**

**INDEX**

**Metric No. 2.6.3**

**Annual Report of Controller of Examinations (COE) Highlighting  
the Pass Percentage of Final Year Students**

<b>Sr. No</b>	<b>Name of Document</b>	<b>Page No.</b>
<b>1</b>	<b>Arts Result Sheet Published by The Affiliating University Attested by The Principal for Fresh Final Year Appeared Students.</b>	<b>5-9</b>
<b>2</b>	<b>Commerce Result Sheet Published by The Affiliating University Attested by The Principal for Fresh Final Year Appeared Students.</b>	<b>10-14</b>
<b>3</b>	<b>Science Result Sheet Published by The Affiliating University Attested by The Principal for Fresh Final Year Appeared Students.</b>	<b>15-20</b>
<b>4</b>	<b>Certified Report from Controller Examination Of The Affiliating University Indicating Pass Percentage Of Students Of The Final Year (Final Semester) Eligible For The Degree Program- Wise / Year- Wise</b>	<b>21-22</b>

College Code &amp; Name : - 0 163 - Arts, Science &amp; Commerce College, Chikhaldara

Roll No.	Name of the Candidate	W/H	Sub1	Sub2	Sub3	Sub4	Sub5	Sub6	Sub7	Sub8	Sub9	Sub10	Sub11	Sub12	Mark Obt.	Aggr Total	Div.
EnRoll No.	Cen	CatClg	Med	Sex	Remarks										Out Of	Result	
															500		
						G.P.	Grade								G.P.	Grade	

## RESULT STATISTICS FOR THE COLLEGE

Appeared	Total	Fresh	Exm	Boys	Girls	Division	%	Result Withheld	Failure
28	28	28	0	16	12	1st	32.14	By Office W/O 0	Deleted 0
21	21	21	0	11	10	2nd	42.85	At Tabulation W/T 0	With Exemption 7
75	75	75	0	68.75	83.33	3rd	0	Unfair Means W/U 0	
Subjectwise Statistics Of Appeared And Pass %								By Enroll No W/E 0	
								By ATKT No W/A 7	
		1012	8	8			100.00		
		1001	28	26			92.86		
		1011	20	19			95.00		
		1052	8	8			100.00		
		1022	12	12			100.00		
		1024	21	14			66.67		
		1053	7	7			100.00		
		1021	16	14			87.50		
		1025	20	19			95.00		



ML  
PRINCIPAL  
Art, Science & Commerce  
College, Chikhaldara

College Code &amp; Name : - 0 163 - Arts, Science &amp; Commerce College, Chikhaldara

EnRoll No.	Cen	CatClg	Med	Sex	W/H Remarks	Sub1		Sub2		Mark Obt. Out Of	Aggr Total Result	Div.
						G.P.	Grade	G.P.	Grade			
73806						1001	44	08	1012	40	18	
						1053	56	18	1024	42	18	PASS
	163	0 163	M	F		1025	64	18		5 10	C O	7.15

1st sem : 4.04 / 20

2nd sem : 4.04 / 20

3rd sem : 3.98 / 20

4th sem : 3.98 / 20

5th sem : 8.5 / 20

6th sem : 7.15 / 20

## RESULT STATISTICS FOR THE COLLEGE

	Total	Fresh	Exm	Boys	Girls	Division	%	Result Withheld	Failure
Appeared	31	31	0	18	13	1st	83.87	By Office W/O	0
Pass	28	28	0	17	11	2nd	6.45	At Tabulation W/T	1
Pass %	90.32	90.32	0	94.44	84.61	3rd	0	Unfair Means W/U	0
Subjectwise Statistics Of Appeared And Pass %								By Enroll No W/E	0
								By ATKT No W/A	15

1053	7	6	85.71
1022	13	13	100.00
1052	5	5	100.00
1012	8	8	100.00
1001	30	30	100.00
1011	22	22	100.00
1021	16	16	100.00
1024	22	21	95.45
1025	27	27	100.00



ML  
PRINCIPAL  
Art, Science & Commerce  
College, Chikhaldara

College Code &amp; Name : - 0 163 - Arts, Science &amp; Commerce College, Chikhaldara

Roll No.	Name of the Candidate	W/H	Sub1	Sub2	Sub3	Sub4	Sub5	Sub6	Sub7	Sub8	Sub9	Sub10	Sub11	Sub12	Mark Obt.	Aggr Total	Div.
EnRoll No.	Cen	CatClg	Med	Sex	Remarks	G.P.	Grade	G.P.	Grade	500							
72341	VISHNU SONU PATIL		1001	76	17	10 9	O A+	1011	77	18	10 10	O O	476				
			1022	77	18	10 10	O O	1024	74	16	10 9	O A+					
	163 0 163 M M	W/A	1025	79	19	10 10	O O										
	ORG-INC 5 REM-INC 5																
	1st sem : 6.05 / 20		2nd sem : 6.75 / 20		3rd sem : 4.55 / 20		4th sem : 6.6 / 20		5th sem : 6.75 / 20		6th sem : 9.9 / 20						
72342	YOGESH MAROTI HEKADE		1001	77	18	10 10	O O	1012	80	20	10 10	O O	488				PASS
			1022	79	19	10 10	O O	1024	74	16	10 9	O A+					
	163 0 163 M M		1025	80	20	10 10	O O										9.95
	ORG-INC 5 REM-INC 5																
	1st sem : 6.2 / 20		2nd sem : 6 / 20		3rd sem : 3.85 / 20		4th sem : 7.1 / 20		5th sem : 7.7 / 20		6th sem : 9.95 / 20						

## RESULT STATISTICS FOR THE COLLEGE

	Total	Fresh	Exm	Boys	Girls	Division	%	Result Withheld	Failure
Appeared	14	14	0	9	5	1st	100	By Office W/O	0
Pass	14	14	0	9	5	2nd	0	At Tabulation W/T	0
Pass %	100	100	0	100	100	3rd	0	Unfair Means W/U	0
								By Enroll No W/E	0
								By ATKT No W/A	7

## Subjectwise Statistics Of Appeared And Pass %

1001	14	14	100.00
1011	12	12	100.00
1021	3	3	100.00
1024	14	14	100.00
1025	10	10	100.00
1012	2	2	100.00
1052	4	4	100.00
1022	11	11	100.00



MY  
PRINCIPAL  
Art, Science & Commerce  
College, Chikhaldara

College Code & Name: 0 163 Arts, Science & Commerce College, Chikhaldara

Date Page No  
19-07-2019  
576

Roll No	Name of the Candidate	W/H												III Year	I Year	II Year	Aggr Total Result	Div					
EnRoll No	Gen Cat	Clg	Med	Sex	Remarks	Sub1	Sub2	Sub3	Sub4	Sub5	Sub6	Sub7	Sub8	Sub9	Sub10	Sub11	Sub12				Remarks	Out Of	
81810	VISHAL VINIT KASE					ENG	XMF 23	@2	18	HIN	XMF 33							30		193	187	221	FAIL
1616315	163 0 163 M M					HIS	XMF 40			POL	30												
						SOC	14																

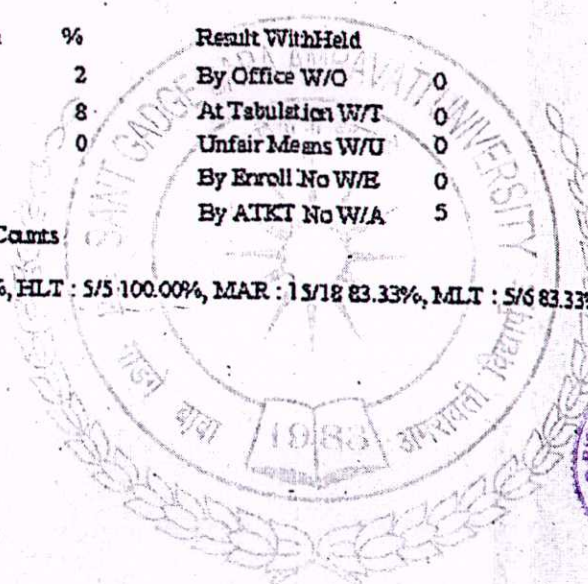
ORG-INC - 5 REM-INC - 3

RESULT STATISTICS FOR THE COLLEGE

	Total	Fresh	Extra	Boys	Girls	Division	%	Result WithHeld	Failure
Appeared	25	25	0	14	11	I	2	By Office W/O	0
Pass	11	11	0	6	5	II	8	At Tabulation W/T	0
Pass-%	44.00	44.00	0.00	42.86	45.45	III	0	Unfair Means W/U	0
								By Enroll No W/E	0
								By ATKT No W/A	5
								With Exemption	14

Subjectwise Statistice Of Appeared And Pass % Counts

ECO : 10/12 83.33%, ENG : 17/25 68.00%, HIN : 5/7 71.43%, HIS : 10/14 71.43%, HLT : 5/5 100.00%, MAR : 15/18 83.33%, MLT : 5/6 83.33%, POL : 9/18 50.00%, SOC : 10/20 50.00%,



Principal  
Art, Science & Commerce  
College, Chikhaldara



College Code & Name: 0 163 Arts, Science & Commerce College, Chikhaldara

Roll No	Name of the Candidate	W/H	Sub1	Sub2	III Year I Year II Yes	Aggr Total Result	Div
EnRoll No	Gen Cat Clg	Med Ser	Remarks	Sub3	Sub4	Remarks	Out Of
				Sub5	Sub6		
				Sub7	Sub8		
				Sub9	Sub10		
				Sub11	Sub12		

RESULT STATISTICS FOR THE COLLEGE

	Total	Fresh	Exam	Boys	Girls	Division	%	Result WithHeld	Failure
Appeared	24	24	0	15	9	I	1	By Office W/O	0
Pass	15	15	0	12	4	II	8	At Tabulation W/T	0
Pass- %	65.57	65.57	0.00	80.00	44.44	III	0	Unfair Means W/U	0
								By Enroll No W/E	0
								By AIKT No W/A	7
								Deleted	0
								With Exemption	2

Subjectwise Statistics Of Appeared And Pass % Counts

ECO : 5/5 100.00%, ENG : 16/24 66.67%, HIN : 2/2 100.00%, HIS : 17/18 94.44%, HLT : 4/4 100.00%, MAR : 19/22 86.36%, MLT : 6/6 100.00%, POL : 20/21 95.24%, SOC : 17/18 94.44%



ML  
PRINCIPAL  
Art, Science & Commerce  
College, Chikhaldara

College Code &amp; Name :- 0 163 - Arts, Science &amp; Commerce College, Chikhaldara

Roll No.	Name of the Candidate	W/H	Sub1	Sub2	Sub3	Sub4	Sub5	Sub6	Sub7	Sub8	Sub9	Sub10	Sub11	Sub12	Mark Obt. Out Of	Aggr Total Result	Div.
EnRoll No.	Cen	CatClg	Med	Sex	Remarks	G.P.	Grade	G.P.	Grade	600							
21AC513108	LAKHILAL MOTI	JAMUNKAR	1001	16	04	4	P	1011	22	09	7	B+	322	FAIL			
			3061	25	16	0	F	3062	40	19	6	B					
	163	0	163	M	M				34		34	7	B+				
	ORG-INC 2	REM-INC 2	3063	33	16	4	P	3068									
			3069	34	18	5	C										

Previous Sem Marks - 447 /600 74.5%

## RESULT STATISTICS FOR THE COLLEGE

	Total	Fresh	Exm	Boys	Girls	Division	%	Result Withheld	Failure
Appeared	21	21	0	14	7	1st	33.33	By Office W/O 0	Deleted 0
Pass	11	11	0	5	6	2nd	19.04	At Tabulation W/T 1	With Exemption 9
Pass %	52.38	52.38	0	35.71	85.71	3rd	0	Unfair Means W/U 0	
Subjectwise Statistics Of Appeared And Pass %									
	1012	3	3	100.00				By Enroll No W/E 0	
	1001	21	14	66.67				By ATKT No W/A 4	
	1011	18	17	94.44					
	3061	21	16	76.19					
	3062	21	19	90.48					
	3063	21	18	85.71					
	3068	20	17	85.00					
	3069	21	20	95.24					



MYL  
**PRINCIPAL**  
 Art, Science & Commerce  
 College, Chikhaldara

College Code &amp; Name : - 0 163 - Arts ,Science &amp; Commerce College , Chikhaldara

Roll No.	Name of the Candidate	W/H	Sub1	Sub2	Remarks	Sub3	Sub4	Mark Obt.	Aggr Total	Div.
EnRoll No.	Cen	CatClg	Med	Sex		Sub5	Sub6			
			Sub7	Sub8		Sub9	Sub10	600		
			Sub11	Sub12	G.P.	Grade	G.P.	Grade		

## RESULT STATISTICS FOR THE COLLEGE

	Total	Fresh	Exm	Boys	Girls	Division	%	Result Withheld	Failure
Appeared	21	21	0	17	4	1st	76.19	By Office W/O 0	Deleted 0
Pass	16	16	0	12	4	2nd	0	At Tabulation W/T 1	With Exemption 4
Pass %	76.19	76.19	0	70.58	100	3rd	0	Unfair Means W/U 0	
Subjectwise Statistics Of Appeared And Pass %								By Enroll No W/E 0	
								By ATKT No W/A 7	
	1001	21	21	100.00					
	1011	17	14	82.35					
	3061	21	20	95.24					
	3062	21	21	100.00					
	3063	21	18	85.71					
	3068	20	20	100.00					
	3069	20	20	100.00					
	1012	4	4	100.00					
	3064	1	0	0.00					
	3065	1	0	0.00					



  
**PRINCIPAL**  
 Art, Science & Commerce  
 College, Chikhaldara

Roll No	Name of the Candidate	W/H	Sub1	Sub2	Sub3	Sub4	Sub5	Sub6	Sub7	Sub8	Sub9	Sub10	Sub11	Sub12	Mark Obt	Result
En-Roll No	Can Cat/Ctg	Med Sex	Remarks												Tot-Crds/Cgpa/cg-Gr	Grp_Tot
																Remarks
																Cr_GIS
																Sepa/Credit/Gr
																Div
72269 1716325	AIAY CHAITU DUDHAKARE		1001	37	08	0	10	1011								
		W/A	3061	80	20	0	10	3062	37	08	0	10				
	163 0163 M M		3063	79	19	0	10	3068	80	20	0	10				PASS
			3069	60	38	0	10		60	19	0	10				
																585
																10.00 20
																4.34
																Div Marks (1):- 0.00/ 20/G- 0 (2):- 5.35/ 20/G- 0 (3):- 5.40/ 20/G- 0 (4):- 5.30/ 20/G- 0 (5):- 0.00/ 20/G- 0 (6):- 10.00/ 20/G- 0
72270 1716397	DIPAK SHALIKARAM KASDEKAR		1001	37	08	0	10	1011								
		W/A	3061	80	20	0	10	3062	39	09	0	10				
	163 0163 M M		3063	77	18	0	10	3068	80	20	0	10				PASS
			3069	60	37	0	10		60	19	0	10				
																584
																10.00 20
																2.52
																Div Marks (1):- 0.00/ 20/G- 0 (2):- 5.45/ 20/G- 0 (3):- 0.00/ 20/G- 0 (4):- 0.00/ 20/G- 0 (5):- 0.00/ 20/G- 0 (6):- 10.00/ 20/G- 0
72271 1716384	KUMAYURI ASHOK PAL		1001	39	09	0	10	1012								
			3061	80	20	0	10	3062	40	10	0	10				
	163 0163 M F		3063	79	19	0	10	3068	80	20	0	10				PASS
			3069	60	39	0	10		60	10	0	10				
																600
																10.00 20
																I
																6.48
																Div Marks (1):- 0.00/ 20/G- 0 (2):- 5.65/ 20/G- 0 (3):- 5.70/ 20/G- 0 (4):- 5.95/ 20/G- 0 (5):- 5.90/ 20/G- 0 (6):- 10.00/ 20/G- 0
72272 1716392	RAHUL SAKHARAM MAWASKAR		1001	37	08	0	10	1011								
		W/A	3061	80	20	0	10	3062	37	08	0	10				
	163 0163 M M		3063	79	19	0	10	3068	80	20	0	10				PASS
			3069	60	38	0	10		60	10	0	10				
																585
																10.00 20
																4.71
																Div Marks (1):- 0.00/ 20/G- 0 (2):- 5.75/ 20/G- 0 (3):- 6.25/ 20/G- 0 (4):- 6.25/ 20/G- 0 (5):- 0.00/ 20/G- 0 (6):- 10.00/ 20/G- 0

RESULT STATISTICS FOR THE COLLEGE

Appered	Total	Frsh	Exm	Boys	Girls	Division	%
Pass	4	4	0	3	1	I	1
Pass-%	4	4	0	3	1	II	0
	100.00	100.00	0.00	100.00	100.00	III	0

Subjective Statistics Of Appeared And Pass % Courts

1001: 4/4 100.00%, 1011: 3/3 100.00%, 1012: 1/1 100.00%, 3061: 4/4 100.00%, 3062: 4/4 100.00%, 3063: 4/4 100.00%, 3068: 4/4 100.00%, 3069: 4/4 100.00%

Result WithHeld  
By Office W/O 0  
At Tabulation W/T 0  
Unfair Means W/U 0  
By Enroll No W/E 0  
By ATKT No W/A 3

Failure  
Deleted  
With Exemption



PRINCIPAL  
Art, Science & Commerce  
College, Chikhaldara

College Code & Name: 0 163 Arts, Science & Commerce College, Chikhaldara

Date 24-07-2019  
Page No 411


Roll No	Name of the Candidate	W/H	Sub1	Sub2	Sub3	Sub4	Sub5	Sub6	Sub7	Sub8	Sub9	Sub10	Sub11	Sub12	III Year I Year II Yes	Aggr Total Result	Div	Remarks	Out Of
---------	-----------------------	-----	------	------	------	------	------	------	------	------	------	-------	-------	-------	------------------------	-------------------	-----	---------	--------

RESULT STATISTICS FOR THE COLLEGE

	Total	Fresh	Exam	Boys	Girls	Division	%	Result WithHeld	Failure
Appeared	22	22	0	15	7	I	3	By Office W/O 0	Deleted 0
Pass	9	9	0	6	3	II	2	At Tabulation W/T 0	With Exemption 13
Pass- %	40.91	40.91	0.00	40.00	42.86	III	0	Unfair Means W/U 0	
								By Erroll No W/E 0	
								By ATKT No W/A 4	

Subjectwise Statistics Of Appeared And Pass % Counts

BEM : 17/22 77.27%, BFC : 16/22 72.73%, CMA : 17/22 77.27%, ENG : 11/22 50.00%, BOE : 19/22 86.36%, HIN : 3/4 75.00%, IWW : 19/22 86.36%, MAR : 15/18 83.33%



ML  
PRINCIPAL  
Art, Science & Commerce  
College Chikhaldara

College Code & Name: 0 163 Arts, Science & Commerce College, Chikhaldara

Date Page No 14-05-2018 303

Roll No	Name of the Candidate	W/H	Sub1	Sub2	Sub3	Sub4	Sub5	Sub6	Sub7	Sub8	Sub9	Sub10	Sub11	Sub12	III Year	I Year	II Year	Aggr Total Result	Div	Remarks	Out Of
44191 15163128	RAHUL GAJANAN INGALE	W/A	ENG 14	MAR 13	CMA 41	BEM 27	BFC 24	IWW 45	12	25	26	28	371						PASS	371	1800
ORG-INC - 8 REM-INC - 8																					
44192 14163154	RAHUL HIMMATRAO SURATANE		ENG XMP 08	MAR XMP 21	CMA XMF 47	BEM XMF 24	BFC XMP 07	IWW XMF 35	13	23	24	27	323						FAIL		1800
ORG-INC - 5 REM-INC - 5																					
44193 15103110	RAMGOPAL RAMCHANDRA SAWALKAR		ENG XMF 13	MAR XMP 19	CMA XMF 50	BEM XMP 18	BFC XMP 13	IWW XMF 42	12	27	26	27	347						FAIL		1800
ORG-INC - 6 REM-INC - 6																					
44194 14163123	SRIKRUSENA MAHADEV PAITHANKAR	W/A	ENG 17	HIN 21	CMA 51	BEM 24	BFC 27	IWW 39	12	25	25	28	375						PASS	375	1800
ORG-INC - 6 REM-INC - 6																					
44195 14410228	SURAJUTTAMRAO THAKARE		ENG XMP 09	MAR XMP 17	CMA XMP 52	BEM XMP 20	BFC XMP 18	IWW XMP 29	13	20	23	25	310						FAIL		1800

RESULT STATISTICS FOR THE COLLEGE

	Total	Fresh	Exm	Boys	Girls	Division	%
Appeared	12	12	0	6	6	I	0
Pass	8	8	0	4	4	II	0
Pass-%	66.67	66.67	0.00	66.67	66.67	III	0

Result Withheld

By Office W/O	0
At Tabulation W/T	0
Unfair Means W/U	0
By Enroll No W/E	0
By ATKT No W/A	8

Failure

Deleted	0
With Exemption	4

Subjectwise Statistics Of Appeared And Pass % Counts

BEM: 10/12 83.33%, BFC: 8/12 66.67%, CMA: 12/12 100.00%, ENG: 9/12 75.00%, EOE: 12/12 100.00%, HIN: 3/3 100.00%, IWW: 12/12 100.00%, MAR: 12/12 100.00%



ML  
PRINCIPAL  
Art, Science & Commerce  
College Chikhaldara

College Code & Name : - 0 163 - Arts ,Science & Commerce College , Chikhaldara

Roll No.	Name of the Candidate	W/H	Sub1	Sub2	Sub3	Sub4	Sub5	Sub6	Sub7	Sub8	Sub9	Sub10	Sub11	Sub12	Mark Obt.	Aggr Total	Div.
	Mother's Name	Remarks													450	Result	
EnRoll No.	Cen	CatClg	Med	Sex													

RESULT STATISTICS FOR THE COLLEGE

	Total	Fresh	Exm	Boys	Girls	Division	%	Result Withheld	Failure
Appeared	65	65	0	36	29	1st	67.69	By Office W/O 0	Deleted 0
Pass	54	54	0	30	24	2nd	15.38	At Tabulation W/T 0	With Exemption 7
Pass %	83.07	83.07	0	83.33	82.75	3rd	0	Unfair Means W/U 0	
Subjectwise Statistics Of Appeared And Pass %								By Enroll No W/E 0	
								By ATKT No W/A 7	

EVS	24	21	87.50
FSC	9	6	66.67
MTH	24	24	100.00
PHY	24	21	87.50
CPS	21	21	100.00
CHE	37	29	78.38
BOT	20	16	80.00
APC	5	4	80.00
GOG	11	11	100.00
PCH	12	12	100.00
INC	8	8	100.00



**ML**  
**PRINCIPAL**  
**Art, Science & Commerce**  
**College, Chikhaldara**

College Code &amp; Name : - 0 163 - Arts ,Science &amp; Commerce College , Chikhaldara

Roll No.	Name of the Candidate	W/H	Sub1	Sub2	Sub3	Sub4	Sub5	Sub6	Sub7	Sub8	Sub9	Sub10	Sub11	Sub12	Mark Obt.	Aggr Total	Div.	
EnRoll No.	Cen	CatClg	Med	Sex	Remarks											450	Result	
															2103 / 2700			
First Sem - 227 / 450			Second Sem - 282 / 450			Third Sem - 416 / 450			Forth Sem - 325 / 450			Fifth Sem - 434 / 450			First Division			
74086	YASHWANT NAGORAO CHAVHAN PARVATI			GOG	70	17	50		CHE	70	20	45			398	PASS		
	163	0 163	E	M	PCH	56	20	50							2068 / 2700			
First Sem - 268 / 450			Second Sem - 313 / 450			Third Sem - 294 / 450			Forth Sem - 355 / 450			Fifth Sem - 440 / 450			First Division			

## RESULT STATISTICS FOR THE COLLEGE

	Total	Fresh	Exm	Boys	Girls	Division	%	Result Withheld	Failure
Appeared	82	82	0	52	30	1st	95.12	By Office W/O	0
Pass	80	80	0	50	30	2nd	2.43	At Tabulation W/T	0
Pass %	97.56	97.56	0	96.15	100	3rd	0	Unfair Means W/U	0
Subjectwise Statistics Of Appeared And Pass %								By Enroll No W/E	0
								By ATKT No W/A	9
	MTH	19	19	100.00					
	PHY	17	17	100.00					
	CPS	27	27	100.00					
	GOG	32	32	100.00					
	PCH	32	32	100.00					
	CHE	51	51	100.00					
	BOT	19	17	89.47					
	EVS	23	22	95.65					
	INC	12	12	100.00					
	APC	5	5	100.00					
	FSC	9	9	100.00					



ML  
PRINCIPAL  
Art, Science & Commerce  
College, Chikhaldara

APC APICULTURE BCM BIOCHEMISTRY BFM BIO INFORMATICS BOT BOTANY BSP BIOLOGICAL TECH. & SPEC.PREP. BTC BIOTECHNOLOGY CHE CHEMISTRY CPA COMPUTER APPLICATION CPM COMPUTER MAINTAINANCE CPS COMPUTER SCIENCE CPV COMPUTER APPLICATION(VOCATIONAL) ETC ELECTRONICS ( INSTRUMENTATION) EVS ENVIROMENTAL SCIENCE FIS FISHRIES FPT FOOD PROCESSING & TECHNOLOGY FRS FORENSIC SCIENCE FSC FOOD SCIENCE GOG GEOLOGY GOP GEOGRAPHY ICV INDUSTRIAL CHEMISTRY(VOCATIONAL) IFF INDUSTRIAL FISH & FISHERIES IFT INFORMATION TECHNOLOGY IMB INDUSTRIAL MICROBIOLOGY INC INDUSTRIAL CHEMISTRY INT INSTRUMENTATION MCB MICROBIOLOGY MTH MATHEMATICS PCH PETROCHEMICAL SCIENCE PHY PHYSICS SDT SEED TECHNOLOGY STS STATISTICS ZOO ZOOLOGY



Roll No.	Name of the Candidate	W/H	Sub1	Sub2	Mark Obt.	Aggr Total Result	Div	
EnRoll No.	Gen Cat/Ctg Med Sex Remarks		Sub3	Sub4		Remarks	Out Of	
			Sub5	Sub6				
			Sub7	Sub8				
			Sub9	Sub10				
			Sub11	Sub12				
73122 17163201	SAURABH RAVINDRA FATKAR 163 0163 E M W/A		CPS PHY	80 80	20 20	48 48	MTH 60 15 60 15 450	PASS
								Div Marks (1):- 540 / 900 (2):- 495 / 900 (3):- 0 / 450 (4):- 445 / 450 Total - 1481 / 2700
73123 17163167	SHUBHAM MAROTI BHUPELLIWAR 163 0163 E M W/A		BOT EVS	80 80	20 20	42 40	CHE 73 15 42	PASS
								Div Marks (1):- 465* / 900 (2):- 0 / 900 (3):- 0 / 450 (4):- 412 / 450 Total - 877 / 2700
73124	SOHEL NADM SHAIKH 163 0163 E M W/A		CPS PCH	80 68	20 15	47 42	GOG 73 15 40	PASS
								Div Marks (1):- 483 / 900 (2):- 535* / 900 (3):- 0 / 450 (4):- 400 / 450 Total - 1418 / 2700
73125 17163141	SUYOG VIKAS METANGE 163 0163 E M W/A		CHE PCH	76 73	17 15	42 43	GOG 73 15 43	PASS
								Div Marks (1):- 471* / 900 (2):- 0 / 900 (3):- 262 / 450 (4):- 397 / 450 Total - 1130 / 2700
73126 17163170	VAIBHAV GOPALRAO NARULE 163 0163 E M W/A		CPS PCH	80 76	20 17	48 45	GOG 70 13 42	PASS
								Div Marks (1):- 0* / 900 (2):- 0 / 900 (3):- 258 / 450 (4):- 415 / 450 Total - 674 / 2700
73127 17163146	VINAY RAVINDRA KALE 163 0163 E M W/A		CPS PHY	80 80	20 20	48 45	MTH 60 15 60 15	PASS
								Div Marks (1):- 0* / 900 (2):- 0 / 900 (3):- 0 / 450 (4):- 443 / 450 Total - 443 / 2700

RESULT STATISTICS FOR THE COLLEGE

	Total	Fresh	Exm	Boys	Girls	Division	%
Appered	65	65	0	39	26	I	25
Pass	64	64	0	39	25	II	0
Pass-%	98.46	98.46	0.00	100.00	96.15	III	0

Result WithHeld  
By Office W/O 0  
At Tabulation W/T 1  
Unfair Means W/U 0  
By Enroll No W/E 0  
By ATKT No W/A 39

Failure  
Deleted 0  
With Exemption 0

Subjectwise Statistic Of Appeared And Pass % Counts

APC Apiculture: 7/7 100.00%, BOT Botany: 17/17 100.00%, CHE Chemistry: 39/40 97.50%, CPS Computer Science: 22/22 100.00%, EVS Environmental Scien: 16/16 100.00%, FSC Food Science: 6/6 100.00%, GOG Geology: 26/27 96.30%, INC Industrial Chemist: 7/7 100.00%, MTH Mathematics: 14/14 100.00%, PCH Petrochemical Sci: 26/27 96.30%, PHY Physics: 12/12 100.00%



ML  
PRINCIPAL  
Art, Science & Commerce  
College, Chikhaldara

College Code & Name: 0 163 Arts, Science & Commerce College, Chikhaldara


Roll No	Name of the Candidate	W/H													Mark Obt.	Aggr Total Result	Div			
EnRoll No	Can	Cat	Clg	Med	Sex	Remarks	Sub1	Sub3	Sub5	Sub7	Sub9	Sub11	Sub2	Sub4	Sub6	Sub8	Sub10	Sub12	Remarks	Out Of

RESULT STATISTICS FOR THE COLLEGE

	Total	Fresh	Exam	Boys	Girls	Division	%	Result WithHeld	Failure
Appeared	81	81	0	50	31	I	11	By Office W/O	0
Pass	32	32	0	16	16	II	1	At Tabulation W/T	0
Pass-%	39.51	39.51	0.00	32.00	51.61	III	0	Unfair Means W/U	0
								By Enroll No W/E	0
								By AIKT No W/A	20
								Deleted	0
								With Exemption	49

Subjectwise Statistice Of Appeared And Pass % Counts

APC Apiculture: 2/2 100.00%, BOT Botany: 6/11 54.55%, CHE Chemistry: 18/50 36.00%, CPS Computer Science: 15/27 55.56%, EVS Environmental Sci: 18/19 94.74%, FSC Food Science: 9/10 90.00%, GOG Geology: 14/32 43.75%, INC Industrial Chemis: 14/19 73.68%, MTH Mathematics: 13/19 68.42%, PCH Petrochemical Scie: 12/32 37.50%, PHY Physics: 12/22 54.55%



MYL  
PRINCIPAL  
Art, Science & Commerce  
College, Chikhaldara

67/67  
20/20

College Code & Name: 0 163 Arts, Science & Commerce College, Chikhaldara

Roll No	Name of the Candidate	W/H	Mark Obt.										Aggr Total Result	Div		
EnRoll No	Can Cat Clg Mod Sex	Remarks	Sub1	Sub2	Sub3	Sub4	Sub5	Sub6	Sub7	Sub8	Sub9	Sub10	Sub11	Sub12	Remarks	Out Of
83849 15163160	VIVEK MAHESHWAR DHANDE		CHE 29	GOG 40	17	20	45	43							283	PASS
	163 0 163 E M	W/A	PCH 30		15		44									
Div Marks (1):- 0/ 900 (2):- 0/ 900 (3):- 0/ 450 (4):- 283/ 450 Total - 283/ 2700																
83850 15163243	VIVEK SHRIKRUSHNA DEHADSE		CPS 48	MTH 49	20	15	40	21							347	PASS II
	163 0 163 E M		PHY 68		20		46									
Div Marks (1):- 462* / 900 (2):- 506 / 900 (3):- 298 / 450 (4):- 347 / 450 Total - 1613 / 2700																
90734	AKASH SUDHAKAR WANKHADE		CHE 32	GOG 25	20	20	49	46							287	PASS
	163 0 163 E M	W/A	PCH 35		15		44									
Div Marks (1):- 0/ 900 (2):- 0/ 900 (3):- 0/ 450 (4):- 287 / 450 Total - 287 / 2700																

RESULT STATISTICS FOR THE COLLEGE

	Total	Fresh	Exm	Boys	Girls	Division	%	Result WithHeld	Failure
Appeared	80	80	0	51	29	I	3	By Office W/O	Deleted
Pass	64	64	0	40	24	II	1	At Tabulation W/T	With Exemption
Pass- %	80.00	80.00	0.00	78.43	82.76	III	0	Unfair Means W/U	
								By Enroll No W/E	
								By ATKT No W/A	

Subjectwise Statistic Of Appeared And Pass % Counts

APC Apiculture: 2/2 100.00%, BOT Botany: 24/25 96.00%, CHE Chemistry: 36/44 81.82%, CPS Computer Science: 31/34 91.18%, EVS Environmental Sci: 18/22 81.82%, FSC Food Science: 0/1 0.00%, GOG Geology: 23/30 76.67%, INC Industrial Chemist: 9/9 100.00%, MTH Mathematics: 23/23 100.00%, PCH Petrochemical Sci: 26/30 86.67%, PHY Physics: 16/20 80.00%



MYL  
PRINCIPAL  
Art, Science & Commerce  
College, Chikhaldara

CHE: Chemistry ZOO: Zoology .STS: Statistics .SDT: Seed Technology PCH: Petrochemical Sci. MCB: Microbiology INC: Industrial Chemistry.  
INT: Instrumentation .ICV: Industrial Chemistry. IFF: Industrial Fish & FLDMB: Industrial Microbiol. CPS: Computer Science .ETC: Electronics (Instru. EVS: Environmental Science  
FIS: Fisheries .FSC: Food Science .GOG: Geology .BCA: Biochemistry .BPM: Bioinformatics .BOT: Botany .BSP: Biological Tech. & S.  
BTC: BioTechnology .CPA: Computer Application. CPM: Computer Maintenance. IIT: Information Technology. MTH: Mathematics .PHY: Physics .GOP: Geography

College Code & Name: 0163 Arts, Science & Commerce College, Chikhaldara

Roll No	Name of the Candidate	W/H	Mark Obt.										Result																				
EnRoll No	Can Cn/Cg	Med Ser	Remarks	Sub1	Sub2	Sub3	Sub4	Sub5	Sub6	Sub7	Sub8	Sub9	Sub10	Sub11	Sub12	Tot. Crd/Cgs/Cg-Gr	Grp_Tot	Remarks	Cr_GHS	Sign/Credit/Gr	Div												
25016 17163157	SHITAL RAMESH NAGLE			2995	31	20	CD 5	2996	52	20	BB 8		2997	58	20	BB 8	2998	31	20	CD 5	2999	91	AA 10 3008	90	BB 8 CD 5	PASS	AA 10 433	7.31 25 BB I-EXMPL					
Div Marks (1):- 9.02 / 25G-0 (2):- 10.00 / 25G-0 (3):- 8.08 / 25G-0 (4):- 7.31 / 25G-0 (5):- 104 / 104 / 104																																	
25017 15118391	SRIKANT DEARMRAJ SAGANE			2995	43	16	CC 6	2996	46	15	BC 7		2997	66	16	AB 9	2998	35	16	CD 5	2999	75	BB 8 3008	55	CC 6	PASS	385	6.81 25 BC I-EXMPL					
Div Marks (1):- 9.00 / 25G-0 (2):- 10.00 / 25G-0 (3):- 7.65 / 25G-0 (4):- 6.81 / 25G-0 (5):- 104 / 104 / 104																																	
25018 12163121	SUNIL CHHOTELAL JAMBEKAR			2995	33	18	CD 5	2996	42	18	BC 7		2997	55	18	BB 8	2998	24	18	DD 4	2999	80	AB 9 3008	70	BB 8	PASS	376	6.53 25 BC I-EXMPL					
Div Marks (1):- 8.92 / 25G-0 (2):- 10.00 / 25G-0 (3):- 8.00 / 25G-0 (4):- 6.53 / 25G-0 (5):- 104 / 104 / 104																																	
25019 16210126	YOGESH MANOJ JAMBHALE			2995	38	20	CC 6	2996	41	20	BC 7		2997	54	20	BB 8	2998	34	20	CD 5	2999	93	AA 10 3008	50	AA 10	PASS	430	7.31 25 BB I-D					
Div Marks (1):- 8.38 / 25G-0 (2):- 9.00 / 25G-0 (3):- 7.00 / 25G-0 (4):- 7.31 / 25G-0 (5):- 104 / 104 / 104																																	

RESULT STATISTICS FOR THE COLLEGE

	Total	Pres	Ern	Boys	Girls	Division	%	Result WithHeld	Failure
Appeared	16	16	0	7	9	I	0	By Office W/O	0
Pass	16	16	0	7	9	II	0	At Tabulation W/T	0
Pass-%	100.00	100.00	0.00	100.00	100.00	III	0	Unfair Means W/U	0
								By Enroll No W/E	0
								By ATKT No W/A	0
								Delated	0
								With Exemption	0

Subjectwise Statistic Of Appeared And Pass % Counts

2995: 16/16 100.00%, 2996: 16/16 100.00%, 2997: 16/16 100.00%, 2998: 16/16 100.00%, 2999: 16/16 100.00%, 3000: 16/16 100.00%



Dr. R. S. Jalpurkar  
Principal  
Arts Science & Commerce College,  
Chikhaldara, Dist - Amravati

SANT GADGE BABA  
AMRAVATI UNIVERSITY  
AMRAVATI- 444 602 (M.S)

Ph.No.2662206, 2662207, 2662208, 2662249, 2662358, 2551633. FAX NO.0721-2660949,  
2662135, 2553905  
website : [www.sgbau.ac.in](http://www.sgbau.ac.in)

GRAM : AMUNI

क्र. संगबाअवि./४/ ३९५/२०२३  
दिनांक-१७.३.२०२३


प्रति,  
प्राचार्य,  
कला, विज्ञान व वाणिज्य महाविद्यालय,  
चिखलदरा जि.अमरावती.

विषय : सन २०१७-१८ ते २०२१-२२ मध्ये अंतिम वर्षातील विद्यार्थ्यांची उत्तीर्ण  
टक्केवारी प्रमाणित करून प्रमाणपत्र मिळण्याबाबत.  
संदर्भ : आपल्या महाविद्यालयाचे दिनांक-१५.३.२०२३ चे पत्र

महोदय,

संदर्भिय पत्राचे अनुषंगाने आपल्या महाविद्यालयातील शैक्षणिक सत्र २०१७-१८ ते  
२०२१-२२ मधील बी.ए., बी.कॉम. , बी.एस्सी. (अंतीम वर्ष) इ. अभ्यासक्रमाच्या परीक्षेला  
प्रवेशित, उत्तीर्ण व उत्तीर्णतेचे टक्केवारीसह सांख्यिकी माहिती खालीलप्रमाणे प्रमाणित करून  
देण्यात येत आहे.

शैक्षणिक सत्र	अभ्यासक्रमाचे नांव (अंतीम वर्ष)	परीक्षेला प्रवेशित विद्यार्थी संख्या	उत्तीर्ण विद्यार्थी संख्या	उत्तीर्णतेची टक्केवारी
२०१७-१८	बी.ए.	२४	१६	६५.६७
	बी.कॉम.	१२	०८	६६.६७
	बी.एस्सी.	८०	६४	८०.००
२०१८-१९	बी.ए.	२५	११	४४.००
	बी.कॉम.	२२	०९	४०.९१
	बी.एस्सी.	८१	३२	३९.५१
२०१९-२०	बी.ए.	१४	१४	१००.००
	बी.कॉम.	०४	०४	१००.००
	बी.एस्सी.	६५	६४	९८.४६
२०२०-२१	बी.ए.	३१	२८	९०.३२
	बी.कॉम.	२१	१६	७६.१९
	बी.एस्सी.	८२	८०	९७.५६
२०२१-२२	बी.ए.	२८	२१	७५.००
	बी.कॉम.	२१	११	५८.३८
	बी.एस्सी.	६५	५४	८३.०७

  
संचालक,

परीक्षा व मूल्यामापन मंडळ  
संत गाडगे बाबा अमरावती विद्यापीठ