



Sipna Shikshan Prasarak Mandal, Amravati's
ARTS, SCIENCE AND COMMERCE COLLEGE
CHIKHALDARA, DISTT. AMRAVATI (Maharashtra State)
Accredited by NAAC with Grade B++ (CGPA 2.77)



DVV Clarification For

6.5.2 Quality assurance initiatives of the institution include

■ President
Shri. Jagdish M. Gupta
(Ex. Minister of State, Maharashtra)
0721 (O)2522341 (R) 2572526



SIPNA SHIKSHAN PRASARAK MANDAL'S AMRAVATI
**ARTS, SCIENCE &
COMMERCE COLLEGE, CHIKHALDARA**

■ Principal
Dr. Rajesh S. Jaipurkar
(Mob.) 9423126066

Distt. Amravati (Maharashtra) 444 807
NAAC Reaccredited 3rd Cycle with CGPA 2.77 at grade B++ (2018-2023)

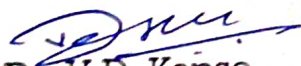
■ E-mail : ascc163@srbau.ac.in ■ Website : www.sipnaascc.ac.in ■ Tel. (O) 07220-230309

Outward No :

Date : 23/09/2023

DECLARATION

This is to declare that the information, photos, reports, true copies, numerical data, etc. furnished in this file as supporting documents for DVV clarification is verified by IQAC and found correct.


Dr. V.D. Kapse
IQAC Coordinator
Co-ordinator
IQAC
Arts, Science & Commerce College,
Chikhaldara
Distt.: Amravati (M.S.)



ML
Dr. R. S. Jaipurkar
Dr. R.S. Jaipurkar
Principal
Arts Science & Commerce College,
Chikhaldara, Dist - Amravati



Sipna Shikshan Prasarak Mandal, Amravati's
ARTS, SCIENCE AND COMMERCE COLLEGE
CHIKHALDARA, DISTT. AMRAVATI (Maharashtra State)
Accredited by NAAC with Grade B++ (CGPA 2.77)



INDEX

NIRF Report, AAA Report and Details on Follow Up Actions

SR. NO.	NAME OF DOCUMENT	Page No.
1	NIRF (2021-22)	4-12
2	NIRF SCORE	13
3	Academic and Administrative Audit (Internal)	14-17

National Institutional Ranking Framework

Ministry of Education

Government of India

Welcome to Data Capturing System: COLLEGE

Submitted Institute Data for NIRF'2021'

Institute Name: Arts Science and Commerce College, Chikhaldara [IR-C-C-42978]

Sanctioned (Approved) Intake

Academic Year	2019-20	2018-19	2017-18	2016-17	2015-16	2014-15
UG [3 Years Program(s)]	1080	1092	1092	-	-	-
PG [2 Year Program(s)]	32	32	-	-	-	-

Total Actual Student Strength (Program(s) Offered by Your Institution)

(All programs of all years)	No. of Male Students	No. of Female Students	Total Students	Within State (Including male & female)	Outside State (Including male & female)	Outside Country (Including male & female)	Economically Backward (Including male & female)	Socially Challenged (SC+ST+OBC Including male & female)	No. of students receiving full tuition fee reimbursement from the State and Central Government	No. of students receiving full tuition fee reimbursement from Institution Funds	No. of students receiving full tuition fee reimbursement from the Private Bodies	No. of students who are not receiving full tuition fee reimbursement
UG [3 Years Program(s)]	271	142	413	413	0	0	3	383	167	9	0	210
PG [2 Year Program(s)]	0	0	0	0	0	0	0	0	0	0	0	0

Placement & Higher Studies

UG [3 Years Program(s)]: Placement & higher studies for previous 3 years

Academic Year	No. of first year students intake in the year	No. of first year students admitted in the year	Academic Year	No. of students graduating in minimum stipulated time	No. of students placed	Median salary of placed graduates(Amount in Rs.)	No. of students selected for Higher Studies
2015-16	372	227	2017-18	120	0	0(Zero)	26
2016-17	372	331	2018-19	137	0	0(Zero)	0
2017-18	1092	317	2019-20	84	0	0(Zero)	0

PG [2 Years Program(s)]: Placement & higher studies for previous 3 years

Academic Year	No. of first year students intake in the year	No. of first year students admitted in the year	Academic Year	No. of students graduating in minimum stipulated time	No. of students placed	Median salary of placed graduates(Amount in Rs.)	No. of students selected for Higher Studies
2016-17	16	0	2017-18	0	0	0(Zero)	0
2017-18	16	0	2018-19	0	0	0(Zero)	0
2018-19	32	0	2019-20	0	0	0(Zero)	0

Financial Resources: Utilised Amount for the Capital expenditure for previous 3 years

Academic Year	2019-20	2018-19	2017-18
	Utilised Amount	Utilised Amount	Utilised Amount
Annual Capital Expenditure on Academic Activities and Resources (excluding expenditure on buildings)			
Library	55661 (Fifty five thousand six hundred sixty one)	40990 (Forty thousand nine hundred ninety)	145688 (One Lakh forty five thousand six hundred eighty eight)
New Equipment for Laboratories	0 (Zero)	16650 (Sixteen thousand six hundred fifty)	74404 (Seventy four thousand four hundred four)
Other expenditure on creation of Capital Assets (excluding expenditure on Land and Building)	34800 (Thirty four thousand eight hundred)	280228 (Two lac eighty thousand two hundred twenty eight)	375258 (Three Lakh seventy five thousand two hundred fifty eight)

Financial Resources: Utilised Amount for the Operational expenditure for previous 3 years

Academic Year	2019-20	2018-19	2017-18
	Utilised Amount	Utilised Amount	Utilised Amount
Annual Operational Expenditure			
Salaries (Teaching and Non Teaching staff)	46580510 (Four crore sixty five lakh eighty thousand five hundred ten)	44189757 (Four crore forty one lakh eighty nine thousand seven hundred fifty seven)	40157356 (Four Crore One Lakh Fifty Seven Thousand Three Hundred Fifty Six)
Maintenance of Academic Infrastructure or consumables and other running expenditures(excluding maintenance of hostels and allied services,rent of the building, depreciation cost, etc)	878793 (Eight Lakh Seventy Eight thousand Seven Hundred Ninety Three)	2598357 (Twenty five lakh ninety eight thousand three hundred fifty seven)	1742954 (seventeen lakh forty two thousand nine hundred fifty four only)
Seminars/Conferences/Workshops	41400 (Forty one thousand four hundred)	22525 (twenty two thousand five hundred twenty five only)	13010 (thirteen thousand ten)

PCS Facilities: Facilities of physically challenged students

1. Do your institution buildings have Lifts/Ramps?	Yes, less than 40% of the buildings
2. Do your institution have provision for walking aids, including wheelchairs and transportation from one building to another for handicapped students?	Yes
3. Do your institution buildings have specially designed toilets for handicapped students?	Not available

Faculty Details

Srno	Name	Age	Designation	Gender	Qualification	Experience (In Months)	Is Associated Last Year	Currently working with institution?	Joining Date	Leaving Date	Association type
1	DR VASUDEO RAJARAM PATIL	49	Assistant Professor	Male	Ph.D	267	Yes	Yes	30-04-1998	--	Regular
2	PROF GAJANAN DADARAO MURATKAR	52	Assistant Professor	Male	M. Phil	267	Yes	Yes	30-04-1998	--	Regular
3	PROF ANIL FULDAS BOBADE	52	Assistant Professor	Male	M.Sc.	267	Yes	Yes	30-04-1998	--	Regular
4	DR ANAND VASANT DUDUL	47	Associate Professor	Male	Ph.D	267	Yes	Yes	01-05-1998	--	Regular
5	DR UMESH GUNVANTRAO TAYADE	47	Associate Professor	Male	Ph.D	267	Yes	Yes	01-05-1998	--	Regular
6	DR VIVEK DALPATRAO KAPSE	49	Assistant Professor	Male	Ph.D	264	Yes	Yes	01-07-1998	--	Regular

7	DR PRASHANT GOVINDRAO GAWANDE	53	Assistant Professor	Male	Ph.D	258	Yes	Yes	15-01-1999	--	Regular
8	DR SANGITA NANDKUMAR JAGTAP	49	Assistant Professor	Female	Ph.D	251	Yes	Yes	01-08-1999	--	Regular
9	DR SHANTARAM PURUSHOTTAM CHAVAN	52	Associate Professor	Male	Ph.D	251	Yes	Yes	01-08-1999	--	Regular
10	DR GOPAL RAMESHWARRAO DHOKANE	49	Assistant Professor	Male	Ph.D	250	Yes	Yes	02-09-1999	--	Regular
11	DR UJWALA RAMESH KOKATE	45	Assistant Professor	Female	Ph.D	250	Yes	Yes	02-09-1999	--	Regular
12	DR USHA SHRIRANG WASNIK	51	Assistant Professor	Female	Ph.D	250	Yes	Yes	02-09-1999	--	Regular
13	PROF NARENDRA SAHEBRAO BAYASKAR	50	Assistant Professor	Male	M. Phil	250	Yes	Yes	02-09-1999	--	Regular
14	DR VIJAY SADASHIVRAO MANGLE	53	Assistant Professor	Male	Ph.D	250	Yes	Yes	02-09-1999	--	Regular
15	DR BALKRUSHNA NARAYANRAO MAHAJAN	51	Assistant Professor	Male	Ph.D	250	Yes	Yes	02-09-1999	--	Regular
16	DR GAJENDRA BHAURAO DHAWALE	49	Assistant Professor	Male	Ph.D	250	Yes	Yes	02-09-1999	--	Regular
17	DR DYANENDRA SHAMRAO HEDAPOO	45	Assistant Professor	Male	Ph.D	250	Yes	Yes	02-09-1999	--	Regular
18	DR NANDKISHOR JIJABRAO SURYAWANSHI	46	Assistant Professor	Male	Ph.D	250	Yes	Yes	04-09-1999	--	Regular
19	PROF MUKESH BHAURAO SARDAR	50	Associate Professor	Male	M.A	205	Yes	Yes	19-06-2003	--	Regular
20	DR NILIMA YASHWANTRAO BHOGE	47	Associate Professor	Female	Ph.D	205	Yes	Yes	27-06-2003	--	Regular
21	DR HARIDAS UDDHAVRAO PETKAR	50	Associate Professor	Male	Ph.D	188	Yes	Yes	22-11-2004	--	Regular
22	PROF KSHITIJ NAVINPRAKASH SHAH	47	Assistant Professor	Male	M.Tech	168	Yes	Yes	26-07-2006	--	Regular
23	DR SACHIN GOVINDRAO MAHAJAN	44	Assistant Professor	Male	Ph.D	135	Yes	Yes	27-04-2009	--	Regular
24	DR ANAND RANJIT BAKSHI	43	Assistant Professor	Male	Ph.D	133	Yes	Yes	03-06-2009	--	Regular

25	DR RUPESH SHESHRAO MANKAR	35	Assistant Professor	Male	Ph.D	72	Yes	Yes	23-07-2014	--	Regular
26	PROF ASHISH RAMESHLAL KANHU	36	Assistant Professor	Male	M. Phil	63	Yes	Yes	24-04-2015	--	Regular
27	PROF SHIVCHARAN LAXMAN KOTTEWAR	32	Assistant Professor	Male	M. Phil	63	Yes	Yes	24-04-2015	--	Regular
28	PROF PURUSHOTTAM MADHUKAR KUTE	38	Assistant Professor	Male	M. Phil	53	Yes	Yes	17-02-2016	--	Regular
29	PROF RAHUL PURUSHOTTAM RAHATE	37	Assistant Professor	Male	M.Sc.	53	Yes	Yes	17-02-2016	--	Regular
30	DR VIVEK HARICHANDRA MESHARAM	33	Assistant Professor	Male	Ph.D	52	Yes	Yes	01-03-2016	--	Regular
31	PROF VIVEK MOHAN MOREY	31	Assistant Professor	Male	M.COM	44	Yes	Yes	15-11-2016	--	Regular

National Institutional Ranking Framework

Ministry of Education

Government of India

Welcome to Data Capturing System: OVERALL

Submitted Institute Data for NIRF'2021'

Institute Name: Arts Science and Commerce College, Chikhaldara [IR-O-C-42978]

Sanctioned (Approved) Intake

Academic Year	2019-20	2018-19	2017-18	2016-17	2015-16	2014-15
UG [3 Years Program(s)]	1080	10192	1092	-	-	-
PG [2 Year Program(s)]	32	32	-	-	-	-

Total Actual Student Strength (Program(s) Offered by Your Institution)

(All programs of all years)	No. of Male Students	No. of Female Students	Total Students	Within State (Including male & female)	Outside State (Including male & female)	Outside Country (Including male & female)	Economically Backward (Including male & female)	Socially Challenged (SC+ST+OBC Including male & female)	No. of students receiving full tuition fee reimbursement from the State and Central Government	No. of students receiving full tuition fee reimbursement from Institution Funds	No. of students receiving full tuition fee reimbursement from the Private Bodies	No. of students who are not receiving full tuition fee reimbursement
UG [3 Years Program(s)]	271	142	413	413	0	0	3	383	167	9	0	210
PG [2 Year Program(s)]	0	0	0	0	0	0	0	0	0	0	0	0

Placement & Higher Studies

UG [3 Years Program(s)]: Placement & higher studies for previous 3 years

Academic Year	No. of first year students intake in the year	No. of first year students admitted in the year	Academic Year	No. of students admitted through Lateral entry	Academic Year	No. of students graduating in minimum stipulated time	No. of students placed	Median salary of placed graduates(Amount in Rs.)	No. of students selected for Higher Studies
2015-16	372	227	2016-17	165	2017-18	120	0	0(Zero)	26
2016-17	372	331	2017-18	148	2018-19	137	0	0(Zero)	0
2017-18	1092	317	2018-19	139	2019-20	84	0	0(Zero)	0

PG [2 Years Program(s)]: Placement & higher studies for previous 3 years

Academic Year	No. of first year students intake in the year	No. of first year students admitted in the year	Academic Year	No. of students graduating in minimum stipulated time	No. of students placed	Median salary of placed graduates(Amount in Rs.)	No. of students selected for Higher Studies
2016-17	0	0	2017-18	0	0	0(Zero)	0
2017-18	0	0	2018-19	0	0	0(Zero)	0
2018-19	32	0	2019-20	0	0	0(Zero)	0

Ph.D Student Details

Ph.D (Student pursuing doctoral program till 2019-20 Students admitted in the academic year 2020-21 should not be entered here.)

	Total Students		
Full Time	0		
Part Time	18		
No. of Ph.D students graduated (including Integrated Ph.D)			
	2019-20	2018-19	2017-18
Full Time	0	0	0
Part Time	3	0	3

Financial Resources: Utilised Amount for the Capital expenditure for previous 3 years

Academic Year	2019-20	2018-19	2017-18
	Utilised Amount	Utilised Amount	Utilised Amount
Annual Capital Expenditure on Academic Activities and Resources (excluding expenditure on buildings)			
Library	55661 (fifty five thousand six hundred sixty one)	40990 (forty thousand nine hundred ninety)	145688 (one lac forty five thousand six hundred eighty eight)
New Equipment for Laboratories	0 (zero)	166650 (One lac sixty six thousand six hundred fifty)	74404 (seventy four thousand four hundred four)
Engineering Workshops	0 (zero)	0 (zero)	0 (zero)
Other expenditure on creation of Capital Assets (excluding expenditure on Land and Building)	34800 (Thirty four thousand eight hundred)	280228 (Two lac eighty thousand two hundred twenty eight)	375258 (Three Lakh seventy five thousand two hundred fifty eight)

Financial Resources: Utilised Amount for the Operational expenditure for previous 3 years

Academic Year	2019-20	2018-19	2017-18
	Utilised Amount	Utilised Amount	Utilised Amount
Annual Operational Expenditure			
Salaries (Teaching and Non Teaching staff)	46580510 (Four crore sixty five lakh eighty thousand five hundred ten)	44189757 (Four crore forty one lakh eighty nine thousand seven hundred fifty seven)	40157356 (Four Crore One Lakh Fifty Seven Thousand Three Hundred Fifty Six)
Maintenance of Academic Infrastructure or consumables and other running expenditures(excluding maintenance of hostels and allied services,rent of the building, depreciation cost, etc)	878793 (Eight Lakh Seventy Eight thousand Seven Hundred Ninety Three)	2598357 (Twenty five lakh ninety eight thousand three hundred fifty seven)	1742954 (seventeen lakh forty two thousand nine hundred fifty four only)
Seminars/Conferences/Workshops	41400 (forty one thousand four hundred)	22525 (twenty two thousand five hundred twenty five)	13010 (thirteen thousand ten)

IPR

Calendar year	2019	2018	2017
No. of Patents Published	0	0	0
No. of Patents Granted	0	0	0

Sponsored Research Details

Financial Year	2019-20	2018-19	2017-18
Total no. of Sponsored Projects	0	0	0

Total no. of Funding Agencies	0	0	0
Total Amount Received (Amount in Rupees)	0	0	0
Amount Received in Words	Zero	Zero	Zero

Consultancy Project Details

Financial Year	2019-20	2018-19	2017-18
Total no. of Consultancy Projects	0	4	2
Total no. of Client Organizations	0	0	0
Total Amount Received (Amount in Rupees)	0	121390	85306
Amount Received in Words	Zero	One lac twenty one thousand three hundred ninety	Eighty five thousand three hundred six

Executive Development Program/Management Development Programs

Financial Year	2019-20	2018-19	2017-18
Total no. of Executive Development Programs/ Management Development Programs	0	0	0
Total no. of Participants	0	0	0
Total Annual Earnings (Amount in Rupees)(Excluding Lodging & Boarding Charges)	0	0	0
Total Annual Earnings in Words	Zero	Zero	Zero

PCS Facilities: Facilities of physically challenged students

1. Do your institution buildings have Lifts/Ramps?	Yes, less than 40% of the buildings
2. Do your institution have provision for walking aids, including wheelchairs and transportation from one building to another for handicapped students?	Yes
3. Do your institution buildings have specially designed toilets for handicapped students?	Not available

Accreditation

NBA Accreditation

1. Does your institute have a valid NBA Accreditation?	NO
--	----

NAAC Accreditation

1. Does your institute have a valid NAAC Accreditation?	YES	
Valid from	Valid upto	CGPA
04-11-2004	04-11-2009	72.75
04-01-2013	04-01-2018	2.58
16-08-2018	15-01-2023	2.77

Faculty Details

Srno	Name	Age	Designation	Gender	Qualification	Experience (In Months)	Is Associated Last Year	Currently working with institution?	Joining Date	Leaving Date	Association type
1	DR ANAND RANJIT BAKSHI	43	Assistant Professor	Male	Ph.D	133	Yes	Yes	03-06-2009	--	Regular
2	DR ANAND VASANT DUDUL	47	Associate Professor	Male	Ph.D	267	Yes	Yes	01-05-1998	--	Regular
3	DR BALKRUSHNA NARAYANRAO MAHAJAN	51	Assistant Professor	Male	Ph.D	250	Yes	Yes	02-09-1999	--	Regular
4	DR DYANENDRA SHAMRAO HEDA00	45	Assistant Professor	Male	Ph.D	250	Yes	Yes	02-09-1999	--	Regular
5	DR GAJENDRA BHAURAO DHAWALE	49	Assistant Professor	Male	Ph.D	250	Yes	Yes	02-09-1999	--	Regular
6	DR GOPAL RAMESHWARRA O DHOKANE	49	Assistant Professor	Male	Ph.D	250	Yes	Yes	02-09-1999	--	Regular
7	DR HARIDAS UDDHAVRAO PETKAR	50	Associate Professor	Male	Ph.D	188	Yes	Yes	22-11-2004	--	Regular
8	DR NANDKISHOR JIJABRAO SURYAWANSHI	46	Assistant Professor	Male	Ph.D	250	Yes	Yes	04-09-1999	--	Regular
9	DR NILIMA YASHWANTRAO BHOGE	47	Associate Professor	Female	Ph.D	205	Yes	Yes	27-06-2003	--	Regular
10	DR PRASHANT GOVINDRAO GAWANDE	53	Assistant Professor	Male	Ph.D	258	Yes	Yes	15-01-1999	--	Regular
11	DR RUPESH SHESHRAO MANKAR	35	Assistant Professor	Male	Ph.D	72	Yes	Yes	23-07-2014	--	Regular
12	DR SACHIN GOVINDRAO MAHAJAN	44	Assistant Professor	Male	Ph.D	135	Yes	Yes	27-04-2009	--	Regular
13	DR SANGITA NANDKUMAR JAGTAP	49	Assistant Professor	Female	Ph.D	251	Yes	Yes	01-08-1999	--	Regular
14	DR SHANTARAM PURUSHOTTAM CHAVAN	52	Associate Professor	Male	Ph.D	251	Yes	Yes	01-08-1999	--	Regular
15	DR UJWALA RAMESH KOKATE	45	Assistant Professor	Female	Ph.D	250	Yes	Yes	02-09-1999	--	Regular
16	DR UMESH GUNVANTRAO TAYADE	47	Associate Professor	Male	Ph.D	267	Yes	Yes	01-05-1998	--	Regular

17	DR USHA SHRIRANG WASNIK	51	Assistant Professor	Female	Ph.D	250	Yes	Yes	02-09-1999	--	Regular
18	DR VASUDEO RAJARAM PATIL	49	Assistant Professor	Male	Ph.D	267	Yes	Yes	30-04-1998	--	Regular
19	DR VIJAY SADASHIVRAO MANGLE	53	Assistant Professor	Male	Ph.D	250	Yes	Yes	02-09-1999	--	Regular
20	DR VIVEK DALPATRAO KAPSE	49	Assistant Professor	Male	Ph.D	264	Yes	Yes	01-07-1998	--	Regular
21	DR VIVEK HARICHANDRA MESHRAM	33	Assistant Professor	Male	Ph.D	52	Yes	Yes	01-03-2016	--	Regular
22	PROF ANIL FULDAS BOBADE	52	Assistant Professor	Male	M.Sc.	267	Yes	Yes	30-04-1998	--	Regular
23	PROF ASHISH RAMESHLAL KANHU	36	Assistant Professor	Male	M. Phil	63	Yes	Yes	24-04-2015	--	Regular
24	PROF GAJANAN DADARAO MURATKAR	52	Assistant Professor	Male	M. Phil	267	Yes	Yes	30-04-1998	--	Regular
25	PROF KSHITIJ NAVINPRAKASH SHAH	47	Assistant Professor	Male	M.Tech	168	Yes	Yes	26-07-2006	--	Regular
26	PROF MUKESH BHURAO SARDAR	50	Associate Professor	Male	M.A	205	Yes	Yes	19-06-2003	--	Regular
27	PROF NARENDRA SAHEBRAO BAYASKAR	50	Assistant Professor	Male	M. Phil	250	Yes	Yes	02-09-1999	--	Regular
28	PROF PURUSHOTTAM MADHUKAR KUTE	38	Assistant Professor	Male	M. Phil	53	Yes	Yes	17-02-2016	--	Regular
29	PROF RAHUL PURUSHOTTAM RAHATE	37	Assistant Professor	Male	M.Sc.	53	Yes	Yes	17-02-2016	--	Regular
30	PROF SHIVCHARAN LAXMAN KOTTEWAR	32	Assistant Professor	Male	M. Phil	63	Yes	Yes	24-04-2015	--	Regular
31	PROF VIVEK MOHAN MOREY	31	Assistant Professor	Male	M.COM	44	Yes	Yes	15-11-2016	--	Regular

Search results - apravinb@gmail.com | DCS Home Page-MHRD, Nationa... | DCS Home Page-MHRD, Nationa... | +

login.nirfindia.org/DCS/Home

Welcome to Data Capturing System: OVERALL

Institute Name: Arts Science and Commerce College, Chikhaldara (IR-O-C-42978)

Parameter-wise Score

TLR (100)	RPC (100)	GO (100)	OI (100)	PERCEPTION (100)
21.64	0.00	16.56	15.10	0.00

About Data Capturing System (DCS)

Important Notes

Help-Desk

Supported Browser (JavaScript must be enabled in your browser). How to enable javascript?

Taskbar: DSH-2021-22-3-4...xlsx | Botany AQAR 2021...xlsx | 4Data-template-fo...xlsx | AQAR Data (2021-...zip | AQAR Data (2021-...zip | Show all

Windows Search: Type here to search | 29°C | 23:42 02-08-2022

Search results - apravinb@gmail.com | DCS Home Page-MHRD, Nationa... | DCS Home Page-MHRD, Nationa... | +

login.nirfindia.org/DCS/Home/

HOME | ABOUT NIR | PARAMETERS | DOCUMENTS | TRAINING | FAQS | NOTIFICATION/ADVT | CONTACT

Welcome to Data Capturing System: COLLEGE

Institute Name: Arts Science and Commerce College, Chikhaldara (IR-C-C-42978)

Parameter-wise Score

TLR (100)	RPC (100)	GO (100)	OI (100)	PERCEPTION (100)
38.84	0.00	13.23	16.47	0.00

About Data Capturing System (DCS)

Important Notes

Help-Desk

Supported Browser (JavaScript must be enabled in your browser). How to enable javascript?

Taskbar: DSH-2021-22-3-4...xlsx | Botany AQAR 2021...xlsx | 4Data-template-fo...xlsx | AQAR Data (2021-...zip | AQAR Data (2021-...zip | Show all

Windows Search: Type here to search | 29°C | 23:44 02-08-2022

Sipna Shikshan Prasarak Mandal, Amravati's
Arts, Science and Commerce College, Chikhaldara
Academic and Administrative Audit Report
(2021-2022)

Preface:


Arts, Science and Commerce College, Chikhaldara established the Internal Quality Assurance Cell (IQAC) in the year 2004 to assess the performance of the various departments and provide suggestions for necessary improvements of the quality of teaching, learning, and evaluation as well as research, administration curricular and extra-curricular activities.

The monitoring and assessment of the institutional process require a keen and transparent system of internal and external review. The Institution conducts regular/semester wise Academic and Administrative Audits (AAA) and undergoing External Quality Assurance process to continuously strive for excellence.

The IQAC conducts Academic and Administrative Audits (AAA) to monitor, assess, and evaluate the institutional process through systematic internal and external reviews. The Academic and Administrative Audits (AAA) is a peer review process including a self-study and department wise visit by committee members as per the directions of IQAC. The purpose of an academic audit is to encourage departments, programmes, and the institution to evaluate and assess their quality processes and standards based on predetermined benchmarks and to suggest activities required to produce, assure, and regularly improve the quality of the whole system in place including curricular and co-curricular programmes and activities and the infrastructure and support services.

Academic Audit: - Academic Audit is a transparent and systematic method of reviewing the quality of academic process in the institution. It is related with the quality assurance and enrich the quality of academic activities in HEIs.

Administrative Audit: -Administrative audit is called as a process of evaluating the efficiency and effectiveness of the administrative procedure. It includes assessment of policies, strategies & functions of the various administrative departments, control of the overall administrative system etc.



Objectives of Academic and Administrative Audits (AAA): -

- To know and understand the existing policy and procedure to assess the strengths and weaknesses of the departments and administrative units and provide suggestive measures to bring an expected improvement.
- To identify the barriers in the existing administrative mechanisms and to identify the scope for academic reforms, administrative reforms, and examination reforms etc.
- To assess the optimum utilization of financial resources.
- To suggest the measures for unremitting improvement of quality keeping in mind criteria and reports by NBA, NAAC, and other bodies.
- To design effective teaching, learning and evolution processes
- To assess and evaluate course and programme outcomes (COs & POs).
- To develop assessment of students.
- To assure quality education by implementation of co- curricular and extracurricular activities.

Methodology: -

As per the direction given by IQAC and learning from good practices implemented by leading institutions within and outside India. The successful practices are adapted to suit specific context and requirement of the institution on various aspects such as given below:

Duration:-

The institute conducts Academic and Administrative Audits(AAA) once in a year as per the direction given by IQAC of the college.

Formation of Committee: -

IQAC of the college constitute the committee for Academic and Administrative Audits(AAA).



Process: -

Academic and Administrative Audits(AAA) is carried out as per direction of IQAC. It comprises following aspects;

- Teaching-Learning and evaluation.
- Learning outcomes.
- Research culture
- Continuity and consistency based on the vision and mission of the institution.
- Application of best practices suited to the institution and the departments.
- Community orientation and public perception
- Alumni and placement
- Continuous improvement towards total quality development of the students, teachers, and the institution.
- Good Governance

Composition of Academic and Administrative Committee: -


- Principal
- IQAC Coordinator
- Six Members from the Faculties

Criteria for Academic and Administrative Audit: -

With the kind approval of the authorities, IQAC of the college strategizes the procedures for conducting the audit as per predefined schedule. It nearly takes 10 to 15 days to complete the Internal Audit of the college.

Domain determined by the Audit Panel:

- Institutional Mission, aims and Objectives.
- Institutional Approach to Quality Assurance.



- Administrative and Management Issues.
 - A) Governance
 - B) Management of funds.
 - C) Management of academic activities.
 - D) Admissions.
 - E) Students Council.
 - F) Students' welfare.
 - G) Staff council.
 - H) Staff welfare.
 - I) Staff appointments, appraisal, and promotion.
 - J) Staff development.
 - K) The teaching and learning environment.
 - L) Learning Resources.
 - M) Programme organization delivery.
 - N) Teaching and learning.
 - O) Student Support.
 - P) Monitoring and assessment.
 - Q) Output, Outcomes and Quality Control.
 - R) Industrial Links/fieldwork-based Experience.

Implementation of suggestions given by AAA committee members: -

Internal Audit Committee conducted Academic and Administrative Audits (AAA) during 3rd and 4th week of July 2022 as per the direction of IQAC. The committee members visited the departments/cells/administrative sections as per the given schedule and verified related testimonials. The committee members prepared a report of short term and long-term suggestions and recommendations to comply with. The Principal and IQAC coordinator of the college finalized suggestions and recommendations of the Internal Audit Committee members and directed the concerned to make implementation of those suggestions given by Internal Audit Committee within given time.



Dr. R. S. Jaipurkar
Principal
Arts Science & Commerce College,
Chikhaldara, Dist - Amravati