

**PRINT ISSN : 2395-6011**

**ONLINE ISSN : 2395-602X**

**INTERNATIONAL JOURNAL OF SCIENTIFIC  
RESEARCH IN  
SCIENCE & TECHNOLOGY**

**VOLUME 8, ISSUE 1, JANUARY-FEBRUARY-2021**



**Web Site : [www.ijsrst.com](http://www.ijsrst.com)**

**Email : [editor@ijsrst.com](mailto:editor@ijsrst.com)**

# CONTENTS

Sr. No	Article/Paper	Page No
1	<b>Synthesis and Spectroscopic Characterization of Silicon Carbide (SiC) nanoparticles</b> Ankit Chavhan, D. S. Chavhan, N. R. Pawar	01-04
2	<b>Stability and Zeta Potential measurement of Nanofluids of Ag Nanoparticles</b> D. S. Chavhan, Ankit Chavhan, N. N. Padole, N. R. Pawar	05-07
3	<b>Luminescence Characteristic of LiMgBO<sub>3</sub> Phosphor</b> G. A. Aghalte, N. R. Pawar	08-11
4	<b>Dielectric Relaxation Study of 2-Pentenenitrile and 1, 2 Dichloroethane at 450c Temperature Using TDR</b> Ishwar G. Shere	12-15
5	<b>A Discussion of Acoustical Parameters in Binary Mixtures at different Temperatures: An Ultrasonic Study</b> Padmavathi P, Irudaya Sahaya Lancy A, Krishna Kumar Pandey, Mathana Gopal A, Moses Ezhil Raj A, Poongodi J	16-20
6	<b>Ultrasonic Characterization of different Polymers and Organic Liquids : A Review</b> Krishna Kumar Pandey, Sandeep Verma, Vikas Lahariya	21-24
7	<b>Comparison of Free Length Thermodynamically and Acoustically of alpha-Alumina (<math>\alpha</math>-Al<sub>2</sub>O<sub>3</sub>) Nano Suspension in Ethanol Base Fluid</b> P. D. Bageshwar, V. K. Jadhao, N. R. Pawar	25-28
8	<b>Structural, Morphological and Supercapacitive Performance of Electrodeposited PPy/Co<sub>3</sub>O<sub>4</sub> Thin Film</b> P. M. Kharade, J. V. Thombare, S. S. Dhasade, P. B. Abhange, R.S.Gaikwad, S. D. Patil, D. J. Salunkhe	29-33
9	<b>Stability of <math>\alpha</math>-Alumina Nanofluids in Organic Base Fluid</b> Mrunal Pawar, R. D. Chavhan, O. P. Chimankar, N. R. Pawar	34-38
10	<b>Advantages and Applications of Nanotechnology in Energy Sector</b> Suyog Surendra Mankar Nanotechnology, nanomaterials, energy sector, conventional and non conventional energy sources	39-41
11	<b>Synthesis and Characterization of Dy<sup>3+</sup> Activated Ca<sub>2</sub>Al<sub>2</sub>SiO<sub>7</sub> Nanophosphors for Environment Friendly Lighting</b> R.L. Kohale, Rajdip Utane, S. J. Dhoble	42-45
12	<b>Microwave Assisted Synthesis and Antimicrobial Activity of Some New Thiopyrimidine Derivatives</b> S. S. Ubarhande, P. P. Chaudhari, P. R. Padole	46-49
13	<b>Synthesis and Photoluminescence of Lithium Aluminium Borate Phosphors LiAlB<sub>2</sub>O<sub>5</sub>:Eu<sup>3+</sup></b> S. R. Khandekar, R. S. Palaspagar	50-54
14	<b>Sample Holder for the Measurement of AC conductivity of Solid Electrolyte</b> Thakare N R, Gandhi P R, Nande AV, Patil S A	55-59

15	<b>Structural and Thermogravimetric Analysis of Piezoelectric KNbO<sub>3</sub></b> A. R. Khobragade, A. R. Bansod, O. P. Chimankar	60-64
16	<b>Synthesis and Photoluminescence study of Gd<sup>3+</sup> doped YP<sub>3</sub>O<sub>9</sub> phosphor prepared by Citric sol-gel method</b> A. A. Sharma, A. O Chauhan, C. B. Palan, S. K. Omanwar	65-69
17	<b>Effect of Methanolic Extract of Achyranthes Aspera Linn on the Larvae of Silkworm, Bombyx Mori L.</b> A. N. Khade, C. J. Hiware, S. N. Khade	70-74
18	<b>Investigation of Thermo-Acoustic Properties of Water-1-Propanolbinary Mixture at Different Temperatures</b> Wakulkar A. P., Lanjewar M. R., Shah S. A.	75-80
19	<b>Determination of Secondary Forces in Polar Organic Binary Mixture by Refractivity Method</b> Avinash M. Nannaware, Sandip M. Parkhi, Shaukat A. Shah	81-83
20	<b>Drug Design and Medicinal Chemistry of Thiourea Derivatives : A Review</b> Balasaheb Deshmukh	84-89
21	<b>Acoustical Properties of Binary Mixture at 298k and at 2 MHz Frequency</b> G. R. Bedare, A. B. Dhote	90-93
22	<b>Synthesis and Characterization Zinc Oxide Thin Films Prepared by Chemical Bath Deposition</b> C. V. Chanmal, S. S. Bandgar, C. D. Mungamode, S. G. Pawar, R. N. Mulik	94-99
23	<b>Study of Morphological and Dielectrical Properties of Zr-Co Doped Barium Hexaferrite</b> D.J.Roy, A.R.Bansod, K.G.Rewatkar, N.S.Kokode	100-103
24	<b>Thermal Behavior of Polythiophene Composite Thin Films doped with Iodine</b> D. P. Deshmukh	104-106
25	<b>Composites : Poly Aniline Polyvinyl Alcohol Cuprous Chlorides Applied Different Temperature for Gas Detector</b> D. B. Dupare	107-111
26	<b>Physico-Chemical Analysis of Soil Samples from Area near Wardha River, Maharashtra, India</b> Aswale S. S., Pimpalshende G. A., Raut S. D.	112-114
27	<b>Structural and Electrical Properties of Nano [Ni<sub>0.6</sub>Zn<sub>0.4</sub>Fe<sub>2</sub>O<sub>4</sub>] Spinel Ferrite</b> Dr. Ramesh N. Taikar, Sadanand R. Sarve, Disha T. Yele, Dr. Deepak R. Taikar, Kalpana R. Nagde	115-118
28	<b>Using Fourier Transform Technique Investigate of Temporal and Spatial Coherence of Radiative Material</b> A. P. Pachkawade	119-122
29	<b>Selective Photo thermolysis Induced by Solid State Diode Laser for Permanent Hair Reduction</b> S. S. Arsad	123-125
30	<b>Structural and Morphological Characterization of Ni<sub>1-x</sub>Co<sub>x</sub>O-SDC Nano-Powder Synthesized by Glycine - Nitrate Combustion Synthesis for Its Application in IT-SOFC</b> B. B. Patil, A. R. Mali	126-129

31	<b>Pholuminescence Properties of Some Molybdate Phosphors Containing Bismuth</b> B. V. Tupte, D. H. Gahane, M.M. Bhawe, C. D. Mungmode, S. V. Moharil	130-132
32	<b>Optically Stimulated Luminescence (OSL) properties of CaF<sub>2</sub> : Ce phosphor for radiation dosimetry</b> C. B. Palan, A. O. Chauhan, S. R. Jaiswal, S. K. Omanwar	133-136
33	<b>Ultrasonic Investigation of Aqueous Ascorbic Acid in Koh At Temperature 308.15k</b> V. G. Dudhe	137-139
34	<b>Synthesis and Photoluminescence Properties of White Emitting CaS Phosphor doped with Sn for Solid State Lighting</b> D. N. Game, C. B. Palan, N. B. Ingale, S. K. Omanwar	140-144
35	<b>High Frequency Dielectric Properties of DMA with 1, 4-Dioxane using picosecond Time Domain Reflectometry</b> Shamsundar. S. Kadam	145-146
36	<b>Measuring Diversity: Importance of Species Distribution by Using Mathematical Methods</b> Sunil N. Khade, Priyanka B. Gaikwad	147-150
37	<b>Underwater-Coastal Diversity, Statistical Analysis of Species Distribution</b> Sunil N. Khade, Priyanka B. Gaikwad	151-154
38	<b>Diversity of Snake Species from Pusad Region, Maharashtra, India</b> Sunil N. Khade, Priyanka B. Gaikwad	155-158
39	<b>Comparison of Ac Conductivity of PVC-PS Blend and PANI Doped PVC-PS Blend</b> Dr. L. A. Sharma	159-162
40	<b>Effect of Co-Doping on Structural and Optical Properties of ZnO Thin Films</b> L. V. Thakre, L. H. Kathwate, V. D. Mote	163-166
41	<b>Aeromycological Investigations of Intramural Environment of Hospital and Library in Nagpur City (M.S.) India</b> Bhonde M. C, Chaudhary R. R., Thakare M. U.	167-171
42	<b>Thermo-Acoustical and Excess Parameters in Ternary Mixture of Containing Aqueous KOH in Dimethyl Sulfoxide at Different Temperatures</b> A. A. Mistry	172-176
43	<b>Enhancement of Efficiency of Solar Plate Receiver Using Selective Coating of TiO<sub>2</sub> Nanofluids</b> Nandkishor N. Padole, Omprakash P. Chimankar, Nilesh R.Pawar	177-181
44	<b>Thermal Characterisation of Polypyrole/Rhodamine-B Dye Composite Synthesized by Simple Chemical Method</b> N. S. Dixit, S. G. Khobragade, M. S. Dixit, P. P. Chaudhari	182-185
45	<b>Determination of Phytoconstituents of Blepharis Repens (VAHL) Roth. Stem Through GC-MS</b> Dr. Purushottam Gangadhar Dhawale	186-188
46	<b>Biosensors in Medicine</b> Dr. Manju H. Pardeshi	189-192

47	<b>Analysis of Water Quality Using Physico-Chemical Parameters, Jamwadi Reservoir in Yavatmal District, MS, India</b> P. H. Bhagwat	193-195
48	<b>Bianchi Type-VIh Cosmological Model with Quadratic EOS in f(R, T) Theory</b> Madhuri Purandare, Prachi Agrawal	196-201
49	<b>Ultrasonic Investigations of Substituted 2-oxo-2H-Chromene-3-Carbohydrazide Derivatives in 80% (DMF+Water) Mixture at 305K</b> P. P. Choudhari, N. S. Dixit, P. R. Yawale, S. S. Ubarhande, M. N. Pawar, M. P. Wadekar	202-206
50	<b>Determination of Adiabatic Compressibility, Intermolecular Free Length and Specific Acoustic Impedance of Substituted 2-oxo-2H-Chromene-3-Carbohydrazide Derivatives in 60% (DMF+Water) Solvent at 305K</b> P. P. Choudhari, P. R. Yawale, S. S. Ubarhande, M. P. Wadekar	207-211
51	<b>The Role of Mathematics for Scenarios of Gastropod Diversity and Ecosystem Services</b> Priyanka B. Gaikwad, S. N. Khade	212-216
52	<b>Determination of Synthesized 1-Phenyl Naphthoic Acid Lignan (PNAL) By Using Analytical Techniques HPLC</b> Rajdip Utane, Ritesh Kohale, Sujata Deo	217-222
53	<b>Green Synthesis of Silver Nanoparticles by Flowers and It's Application</b> Dr. Radhika Deshmukh, Aakashka P. Pinjarkar	223-227
54	<b>A Parametric Study of Acoustical Properties of Salicylamide Drug at Different Temperature</b> Sanjay P Ramteke	228-232
55	<b>X-Ray Diffraction Study of Polypyrrole/Fluorescein Composite Synthesized By Chemical Method</b> S. G. Khobragade, N. S. Dixit, M. S. Dixit, D. A. Pund	233-235
56	<b>Synthesis and Characterization of ZnO Thin Films Using Advance SILAR Method</b> G. P. Save	236-241
57	<b>Molecular Interactions by Ultrasonic Measurements in Aqueous and 10% Ethanol-Water Solutions of MYO-INOSITOL At 298.15K</b> S. A. Shah	236-241
58	<b>Thermodynamic Characterization of Dimethyl Formamide and Ethylamine by Using Ultrasonic Techniques at Different Temperatures</b> Shweta Rode, V. D. Bhandakkar, O. P. Chimankar	242-249
59	<b>DC Conductivity and XRD of Solid Polymer Electrolytes</b> S. P. Bakde, S. R. Jadhao	250-252
60	<b>Frequency and Temperature Dependence of Ultrasonic Properties of Aqueous PVA solutions Using Pulse-Echo Technique</b> S. V. Khangar (Wagh), O. P. Chimankar, R. Y. Bakale, Y.S Tamgadge, S. H. Nimkar	253-257
61	<b>Copper-Silver Bimetallic Nanoparticles Synthesized by Electrochemical Reduction Method</b> Sunita Jadhav, Nita Dongare	258-264

62	<b>Electron Temperature as Well as Radial Profile of Spectral Emission Also Change Due to Formation of a Laser Pulse</b> A. P. Pachkawade, V. K. Jadhao	265-268
63	<b>Dielectric Relaxation Study of Liquid Polymers of Ethylene glycol oligomers using Picosecond Time Domain Reflectometry</b> B. D. Watode, A. C. Kumbharkhane	269-271
64	<b>Energy Transfer Process in MgF<sub>2</sub>: Gd<sup>3+</sup>, Eu<sup>3+</sup> Phosphor : Application to Visible Quantum Cutting</b> S. R. Jaiswal, P. A. Nagpure, S. K. Omanwar	272-276
65	<b>Impact of Cobalt Doping on Structural and Optical Properties of ZnO Thin Films</b> M. B. Awale, S. D. Lokhande, L. H. Kathwate, V. D. Mote, H. C. Chaudhari	277-281
66	<b>Mechanical and Thermophysical Properties of Mg<sub>3</sub>TH<sub>7</sub> (T= Mn, Tc, Re) Complex Hydrides</b> Sachin Rai, Navin Chaurasiya, Pramod K. Yadawa	282-287
67	<b>Preparation and Luminescence Characteristics of Eu<sup>2+</sup> Doped SrAl<sub>2</sub>B<sub>2</sub>O<sub>7</sub> Ceramic Phosphor</b> R. S. Palaspagar	288-292
68	<b>Green Synthesis of Silver Nanoparticles Using Apple and Banana Peel Extract, Their Characterization and Optimization</b> S. S. Khandare, M. M. Shukla, M. G. Ingale	293-296
69	<b>Nanocrystalline Mg<sub>0.6</sub>Cd<sub>0.4</sub>Al<sub>2</sub>O<sub>4</sub> Thick Film Gas Sensor for the Detection of LPG, CH<sub>4</sub>, CO<sub>2</sub></b> S. V. Agnihotri, V. D. Kapse	297-301
70	<b>Simple Route Synthesis of 3-Cynocoumarin by Knoevengel Condensation of Benzaldehyde with Ethyl Cynoacetate over Si-Al-MCM-41</b> Manish R. Deshpande, Mukund Joshi	302-306
71	<b>Structural analysis of Lead Titanate Prepared by Wet Chemical Method</b> A. U. Bajpeyee, N. V. Galande, S. H. Shamkuwar	307-314
72	<b>Current and Upcoming Innovations in Spintronics</b> Nikita Korde, Sandeep Waghuley	315-319
73	<b>Synthesis, Characterization and CO<sub>2</sub> Gas Sensing Response of 5% SnO<sub>2</sub> Doped Polyaniline Nano Composite</b> Hamjade PT, Khaire ND, Motke SG	320-323
74	<b>Synthesis and Thermo Acoustical Dynamics of PMMA/Fe<sub>2</sub>O<sub>3</sub> Nanocomposites</b> P. U. Tasalwar, P. D. Dhone, A. R. Bansod, O. P. Chimankar	324-330
75	<b>Structural Characterisation of conducting PPy/Rhodamine- B dye Composites Synthesized By Simple Chemical Polymerization Method</b> M. N. Pawar, N. S. Dixit, S. G. Khobragade, M.S. Dixit	331-333
76	<b>Solvent Extraction and Spectrophotometric Determination of Cobalt (II) With N,N'-BIS (Salicylaldehyde) Ethylenediamine [Salen]</b> S. M. Parkhi, V. P. Dhattrak, A. M. Nannaware	334-338
77	<b>Preparation and Photoluminescence Properties of Eu<sup>2+</sup> Doped Lithium Alumino-Borate Phosphor, LiAlB<sub>2</sub>O<sub>5</sub> : Eu<sup>2+</sup></b> R. S. Palaspagar, P. K. Tale	339-341

78	<b>Geochemical Evolution of Groundwater in the Purna Alluvial Basin, Maharashtra</b> Pravin S. Parimal	342-345
79	<b>Cr<sup>3+</sup> Emission in Al<sub>3</sub>GeO<sub>9.5</sub> and Al<sub>3</sub>SiO<sub>9.5</sub> Phosphors</b> P. K. Tawalare, S. K. Omanwar, V. B. Bhatkar, S. V. Moharil	346-348
80	<b>To Study Solvation of Polyols with 5% Ethanol-Water at Room Temperature</b> Bhukya. P. B., Wakulkar. A. P, Nannaware. D. D	349-352
81	<b>Smart Sound Absorbing Material for Environmental Noise Reduction</b> Priyanka P Singh, G Nath	353-356
82	<b>Magnetoelectric Effects in LSMO - BCZT Multiferroic Composites</b> S. D. Chavan, S. G. Chavan, E. K. Kore, D. J. Salunkhe	357-360
83	<b>An Ultrasonic Study of Molecular Interactions in the Leaf Extract Solution of Thuja Occidentalis</b> S. S. Kamble, S. S. Aswale, S. R. Aswale	361-363
84	<b>Study of Optical, Electrical And Structural Properties of Spray Pyrolytically Deposited CdZnSe<sub>2x</sub>Te<sub>2(1-x)</sub> Thin Films for X=0.25</b> S.A. Gaikwad	364-370
85	<b>Synthesis and Characterization of Pure and Ce Modified SmFeO<sub>3</sub> Thick Films</b> R. B. Mankar, V. D. Kapse	371-375
86	<b>Novel Synthesis and Characterization of PANi/ Sodium Superoxide Composites</b> R. V. Barde, S. A. Waghuley	376-379
87	<b>Perspectives of Substituted Ferrites in Current Scenario</b> R. A. Janjalkar, S. P. Ramteke, A. R. Bansod, K. G. Rewatkar	380-388
88	<b>Synthesis, Characterization and LPG Gas Sensing Response of 5% TiO<sub>2</sub> Doped Polypyrrole Nano Composite</b> Khaire ND, Hamjade PT, Motke SG	389-392
89	<b>Thermal Annealing Effect on Improved Structural, Morphological, Optical and Electrical Properties of Cu<sub>2</sub>ZnSnS<sub>4</sub> Thin Film</b> Sandip V. Mahajan, Sanjay R. Kamable, Vishwajit R. Mhaske, Anil D. Adsare	393-397
90	<b>Thermo Acoustic Study of Different Parameters for Ternary Mixture of Aqueous Potassium Hydroxide &amp; 1, 4 Dioxane Using Ultrasonic Interferometer</b> S. G. Rathod, A. A. Mistry, N. S. Ugemuge	398-401
91	<b>Electrical Conductivity of Cr(III), Mn(III) And Fe(III) Metal Complexes of 2-Hydroxy-5-Methyl-3-Nitroacetophenone Thiazole Schiff Base</b> S. R. Kelode	402-405
92	<b>Estimation of Hydration Number and Apparent Molar Volume of Ternary Liquid Mixtures by Ultrasonic Studies at Different Temperatures</b> Pravin J. Ganjare, Sunanda S Aswale, Shashikant R Aswale	406-409
93	<b>Study of Doped Blend Film and Its Application as a Sensor Material</b> R Y Bakale, Y G Bakale, S V Khangar	410-414

94	<b>Synthesis and Characterization of CuO Nanoparticles Prepared with Coffee Extract and To Study Its Electrical Conductivity</b> S. S. Gore	415-417
95	<b>Conventional Method of Cancer Diagnosis : Biopsy</b> S. A. Patil, N. R. Thakare	418-421
96	<b>Studies of Molecular Interactions of Sugar Alcohols in Water by Volumetric and Viscometric Measurement</b> Saroj P. Sahare	422-424
97	<b>Different Dielectric properties of Synthesized Mesoporous Molecular Sieves Rice Husk Ash -SBA-16</b> Shete S.B.	425-431
98	<b>Temperature Dependent Conductivity of Solid Polymer Electrolyte Based On Polyvinyl Alcohol</b> S. R. Jadhao, S. P. Bakde	432-434
99	<b>Acoustic and Thermal Study Of Biomolecule In Aqueous Potassium Chloride</b> V. A. Giratkar	435-438
100	<b>A Comprehensive Review on Eu Doped Zinc Aluminate Phosphor for Solid-State Lighting</b> Vikas, Vikas Lahariya, Krishna Kumar Pandey	439-443
101	<b>Thermoluminescence in Copper Doped Potassium Tetraborate Phosphor</b> R. S. Khan, Z. S. Khan, N. B. Ingale, S. K. Omanwar	444-447
102	<b>Study of Conduction Mechanism in Polypyridine - Poly(Vinyl Acetate) Films By Transference Number</b> A. V. Kohale, N. D. Kolekar	448-451
103	<b>Solving Transportation Problems Solve Using Various New Approch Method</b> Dr. Janardhan K. Mane	452-457
104	<b>Photo Luminescent Properties of Dysprosium-Dy<sup>3+</sup> Doped Ba<sub>3</sub>Y(BO<sub>3</sub>)<sub>3</sub> Phosphor</b> Sanjay P. Hargunani, Rajkumar P. Sonekar, Ravindra Chavhan, Sanjay J. Dhoble	458-463
105	<b>Wet Chemical Synthesis, Characterization and Biocompatibility Study of Hydroxyapatite Used As Biomaterials</b> V. G. Thakare, V. B. Bhatkar, P. A. Wadegaonkar, S. K. Omanwar	464-470
106	<b>Enlisting Some Ethnic Plants Species in Ner Region Dist. Yavatmal (M.S.) India</b> Chavhan V. N.	471-475
107	<b>Novel Molten Salts Synthesis and Photoluminescence Properties of Eu (III) Doped Y<sub>2</sub>O<sub>3</sub> Phosphor</b> R. G. Korpe, K. A. Koparkar, N.S. Bajaj, S. K. Omanwar	476-479
108	<b>Aldo-Keto Gel Synthesis and Photoluminescence Properties of YVO<sub>4</sub> : Eu<sup>3+</sup> Microsphere</b> K. A. Koparkar, R. G. Korpe, G. V. Korpe, S. K. Omanwar	480-483
109	<b>Solid Waste Management in India: Current Situation and Opportunities</b> N. D. Kolekar, A. V. Kohale	484-486



110	<b>Synthesis and Characteristics of MgO Doped Polyaniline Nano Composites</b> D.R. Bijwe, A. V. Rajgure, S.S. Yawale, S.P. Yawale <sup>2</sup> , P. S. Deole, P. A. Thakare, B. D. Dhole, S. D. Gularande, S. R. Warathi, D. R. Chorpagar	487-489
111	<b>Arm Rehabilitation Assistive Device</b> Sudhanshu Tripathi, Ashutosh Thakur, Tarun	490-494
112	<b>Thermoluminescence Properties of KAl(SO<sub>4</sub>)<sub>2</sub>:Eu<sup>3+</sup> Phosphors</b> S. R. Bargat, Yatish R. Parauha, G.C. Mishra, S. J. Dhoble	495-498
113	<b>White Light Emission from La<sub>2</sub>(MoO<sub>4</sub>)<sub>3</sub> : Dy<sup>3+</sup> Phosphor</b> Yatish R. Parauha, S.J. Dhoble	499-503
114	<b>Using Some Transform Techniques to Find Thermal Stresses and Temperature of An Annular Disc.</b> Gaikwad Priyanka B.	504-509
115	<b>Synthesis and Transport Properties of Polythiophene Polymer Composite</b> P. D. Shirbhate, S. R. Vadrabade, S. P. Yawale, S.V. Pakade	510-512
116	<b>Synthesis and Characteristics of In<sub>2</sub>O<sub>3</sub> Doped Polyaniline Nano Composites</b> D. R. Bijwe, A. V. Rajgure, S. S. Yawale, S. P. Yawale, P. S. Deole, A. A. Nimbhorkar, S. S. Sonar, A. R. Bhojane, R. B. Rajas, P. L. Dabhade, D. R. Chorpagar	513-515
117	<b>Ultrasonic Wave Propagation in Hexagonal SrMnO<sub>3</sub> Compound</b> Navin Chaurasiya, Sachin Rai, Pramod Kumar Yadawa	516-519
118	<b>Molecular Interaction In Aqueous Solution of Ceftriaxone Sodium and Cefotaxime Sodium : An Ultrasonic Study</b> Rajesh S. Hajare, Shashikant R. Aswale, Sunanda S. Aswale	520-524
119	<b>A Nano Analytical attempt on Hibiscus Rosa-Sinensis Pollens Using Scanning Electron Microscopy (SEM) and the UV-Vis Spectroscopy</b> Rajesh Katru, I. Johnson, S. Anbarasu	525-529
120	<b>High Gas Sensor Performance of Spinel-Type Zn<sub>0.7</sub>Mg<sub>0.3</sub>Co<sub>2</sub>O<sub>4</sub> Nanoparticles Prepared by sol-gel method</b> T. R. Tatte, V.D. Kapse	530-534
121	<b>Synthesis and Characteristics of CuO Doped Polyaniline Nano Composites</b> A. V. Rajgure, D. R. Bijwe, P. S. Deole, S. S. Kavar, S. P. Ganorkar, A. R. Bhojane, N. B. Nimkar, R. K. Kitukale, P. A. Pethe, P. S. Pathare	535-537
122	<b>The Development of PVA Based Proton Conducting Solid Polymer Composite Electrolyte System</b> R. Risodkar	538-542
123	<b>Solvent Extraction And Spectrophotometric Determination of Cobalt (II) with N,N'-Bis (Salicylaldehyde) Ethylenediamine [Salen]</b> S. M. Parkhi , V. P. Dhattrak , A. M. Nannaware	543-547
124	<b>Diversity of Butterflies in Wani, District-Yavatmal (M.S.)</b> Paresh Patel, Priya Uttarwar, Dnyaneshwar Khamankar	548-552
125	<b>Synthesis and Spectroscopic Characterization of Modified Schiff Bases Derived from 2,4-Dinitro Phenyl Hydrazine</b> M. S. Ansari, R. D. Utane, F. Inam, S. S. Deo	553-558
126	<b>Dielectric and Characterization Study of BaNb<sub>2</sub>O<sub>6</sub> Nanoparticles Synthesized by Sol-Gel Method</b> Sanjay. B. Nagdeote	559-563

127	<b>Microwave Absorption Efficiency of CNBs synthesized from Brassica Nigra Oil</b> Dattatraya E. Kshirsagar	564-567
128	<b>LEDs Benefits and Challenges in Road Lighting</b> Varsha Rangari, Abhijeet R. Kadam, S. J. Dhoble	568-583
129	<b>Zn-quinoline Metal Organic Phosphor for PLLCD and OLED Applications</b> J. G. Mahakhode I, Varsha Rangari, Yatish R. Parauha, S. J. Dhoble	584-590
130	<b>Synthesis and Luminescence Properties of LaB<sub>3</sub>O<sub>6</sub> Doped with Eu<sup>3+</sup>, Dy<sup>3+</sup> and Tb<sup>3+</sup></b> Varsha Rangari, J.G. Mahakhode, Yatish R. Parauha, S J Dhoble	591-602

## High Gas Sensor Performance of Spinel-Type $Zn_{0.7}Mg_{0.3}Co_2O_4$ Nanoparticles Prepared by sol-gel method

T. R. Tatte<sup>a</sup>, V.D. Kapse<sup>b</sup>

<sup>a</sup>Department of Physics, Shri. Dr. R. G. Rathod Arts and Science College, Murtizapur, Maharashtra, India

<sup>b</sup>Department of Physics, Arts, Science and Commerce College, Chikhaldara, Maharashtra, India

### ABSTRACT

This work devotes to investigate synthesis of spinel  $Zn_{0.7}Mg_{0.3}Co_2O_4$  structure was successfully synthesized by sol-gel method. Surface morphology was examined by means of Scanning electron microscopy (SEM). The gas sensing investigations revealed that  $Zn_{0.7}Mg_{0.3}Co_2O_4$  nanostructures based gas sensor exhibited high response (50 ppm) and selectivity towards hydrogen sulfide. Besides, enhanced gas sensing properties of  $Zn_{0.7}Mg_{0.3}Co_2O_4$  nanostructures are observed. The excellent gas sensing characteristics of  $Zn_{0.7}Mg_{0.3}Co_2O_4$  nanostructures might be attributed to their high porosity and large specific surface area. Moreover, hydrogen sulfide gas sensing mechanism was proposed to explain the high sensor response.

**Keywords :** Sol-gel; Oxalic acid; Spinel;  $Zn_{0.7}Mg_{0.3}Co_2O_4$ ; XRD.

### I. INTRODUCTION

Rapid technological and industrial developments continuously result in the emission of hazardous gases, toxins, harmful, flammable and explosive gases and biomolecules. Therefore, sensing of such undesirable chemical or biochemical forms has become a significant research endeavor in recent years [1-3]. The effective detection and removal of toxic gases in the atmosphere is important for human as well as any living organisms. The uncontrolled release of toxic gases such as CO, H<sub>2</sub>S, NH<sub>3</sub>, CH<sub>3</sub>CH<sub>2</sub>OH, etc. from automobiles, industries, laboratories, etc. cause severe health problems and they may even cause death [4-6]. Advanced sensing materials have been adopted in this context to achieve high responsivity combined with less response/recovery time and continuous detection of gas

molecules for gas sensors, which are key quality factors that define the sensor performance. In particular, oxides are extensively researched for gas sensing, in view of their robust material properties and their ability to change valence through charge transfer [7-9].

Nanocrystalline  $ZnCo_2O_4$  has also been applied as electro catalyst for many anodic processes such as oxygen evolution [10], photocatalyst [11] and semiconductor gas sensor [12]. In cobalt based  $ZnCo_2O_4$  cubic spinel structure, where Zn divalent ions occupy the tetrahedral and Co trivalent ions occupy octahedral site [13]. Nanostructured  $ZnCo_2O_4$  is stable and cheaper than noble metals [14]. Moreover, it is also active in alkaline solutions.

In this work, we present the synthesis and study of the gas sensing properties of  $Zn_{0.7}Mg_{0.3}Co_2O_4$  nanomaterial for the detection of  $H_2S$ . The operating temperature of the material and its interaction mechanism with the  $H_2S$  has a crucial effect on the response and selectivity of the sensing device. The results obtained show that the  $Zn_{0.7}Mg_{0.3}Co_2O_4$  nanostructure exhibits an excellent sensing performance for potential applications in  $H_2S$  gas sensors.

## II. EXPERIMENTAL

### 2.1 Preparation of $Zn_{0.7}Mg_{0.3}Co_2O_4$ powder

The appropriate amounts of start materials  $Co(NO_3)_2 \cdot 6H_2O$  (99.0%) and  $Zn(NO_3)_2 \cdot 6H_2O$  (99.0%) were dissolved in ethanol (95.0%), mixed well with each other, and then slowly adding ethanol solution of oxalic acid (99.8%) at room temperature under constant magnetic stirring. The mixture was then stirred for 3 h and then evaporated at 80 °C for 1 h under constant stirring, which led to the formation of a sol. The sol was heated at 100°C for 1 h until a gel was formed. Subsequently dried for 1 h in an electric oven and ground the gel, thus the oxalate precursor powder was attained. The resulting material was calcined at 500°C for 2 h and well-crystallized spinel  $Zn_{0.7}Mg_{0.3}Co_2O_4$  powder was obtained.

### 2.2. Fabrication of sensor

Appropriate quantity of mixture of organic solvents such as butyl cellulose, butyl carbitol acetate and turpineol was added to the mixture of  $Zn_{0.7}Mg_{0.3}Co_2O_4$  and a solution of ethyl cellulose (a temporary binder). The mixture was then ground to form paste. The paste obtained was screen printed onto a glass substrate in desired patterns. The thick films so prepared were fired at 500°C for 1h.

## III. RESULT AND DISCUSSION

### 3.1. X-ray powder diffraction (XRD) analysis

Fig. 1 shows the XRD pattern of the synthesized  $Zn_{0.7}Mg_{0.3}Co_2O_4$  nanomaterial at 500°C for 2 h. It exhibits the diffraction peaks appeared at  $2\theta$  values 19.6°, 31.15°, 36.711°, 63.06°, 65.047° and 68.0° correspond to the crystal planes of (111), (220), (311), (222), (422), (511), (440), (620), (533) and (622) respectively which confirms the formation of pure  $Zn_{0.7}Mg_{0.3}Co_2O_4$  spinel structure. The crystallite size was calculated by using the Debye–Scherrer equation.

$$D = \frac{k\lambda}{B\cos\theta} \quad (1)$$

Where, D is the average size of the crystallite, assuming that the grains are spherical, k is 0.9,  $\lambda$  is the wavelength of X-ray radiation, B is the peak full width at half maximum (FWHM) and  $\theta$  is the angle of diffraction. The crystalline size of the calcined mixed precursor is found to be 18 nm.

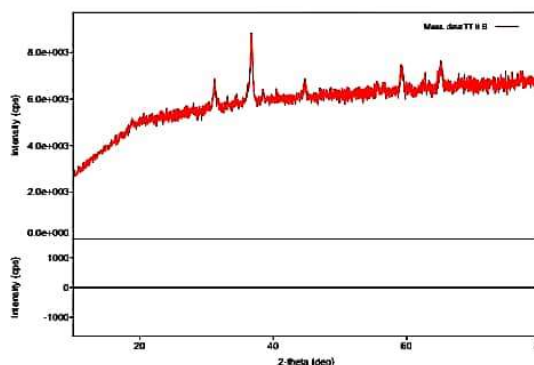


Fig. 1. XRD patterns of  $Zn_{0.7}Mg_{0.3}Co_2O_4$  annealed at 500°C.

### 3.2. Fourier transform-Infrared spectra (FT-IR) analysis

$Zn_{0.7}Mg_{0.3}Co_2O_4$  powder spectrum presented in Fig. 2. From Fig. 2, it can be obtained that the peak at 667  $cm^{-1}$  is attributed to the stretching vibration mode of M–O for the tetrahedrally coordinated metal ions. The

band at 573 cm<sup>-1</sup> can be assigned to the octahedrally coordinated metal ions.

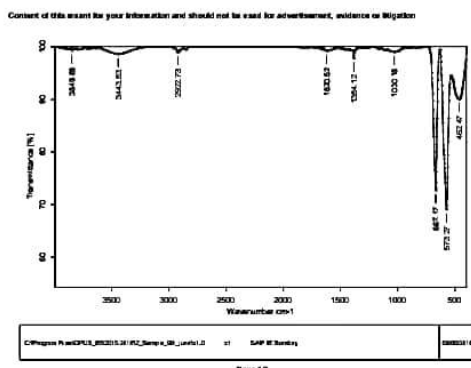


Fig. 2. FTIR spectrum of Zn<sub>0.7</sub>Mg<sub>0.3</sub>Co<sub>2</sub>O<sub>4</sub> powder.

### 3.3. Scanning electron microscopy (SEM) analysis

Fig. 3 depicts SEM image of Zn<sub>0.7</sub>Mg<sub>0.3</sub>Co<sub>2</sub>O<sub>4</sub> thick film. It can be observed that Zn<sub>0.7</sub>Mg<sub>0.3</sub>Co<sub>2</sub>O<sub>4</sub> thick film show structure having large grains size with soft agglomerations has a regular morphology (polygons).




Fig. 3. SEM image of nanosized Zn<sub>0.7</sub>Mg<sub>0.3</sub>Co<sub>2</sub>O<sub>4</sub>.

### 3.4. Energy dispersion X-ray (EDX) analysis

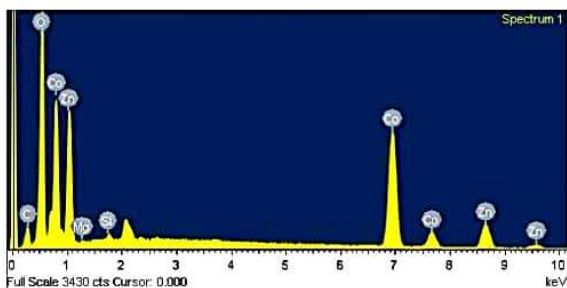


Fig. 4. EDX spectrum for nanosized Zn<sub>0.7</sub>Mg<sub>0.3</sub>Co<sub>2</sub>O<sub>4</sub>.

Fig. 4 shows EDX patterns of the nanosized spinel Zn<sub>0.7</sub>Mg<sub>0.3</sub>Co<sub>2</sub>O<sub>4</sub>. From the EDX spectrum, the presence of Zn, Co and O elements alone in the sample, has been confirmed the absence of any other impurities.

### 3.5 Transmission electron microscopy (TEM) analysis

The TEM image of the Zn<sub>0.7</sub>Mg<sub>0.3</sub>Co<sub>2</sub>O<sub>4</sub> calcined at 500 °C for 2 h are shown in Fig. 5(a). It indicates the presence of Zn<sub>0.7</sub>Mg<sub>0.3</sub>Co<sub>2</sub>O<sub>4</sub> nanoparticles with size 30–40 nm which form beed type of oriental aggregation throughout the region.

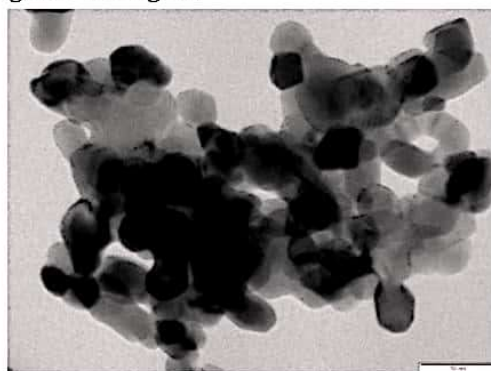


Fig. 5(a). TEM image of nanosized Zn<sub>0.7</sub>Mg<sub>0.3</sub>Co<sub>2</sub>O<sub>4</sub> .

Fig. 5(b) shows the selected area electron diffraction (SAED) pattern the spot type pattern which is indicative of the presence of single crystallite particles.

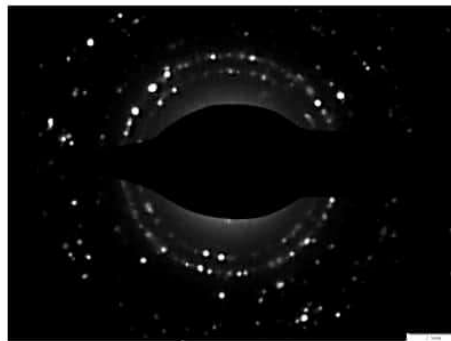
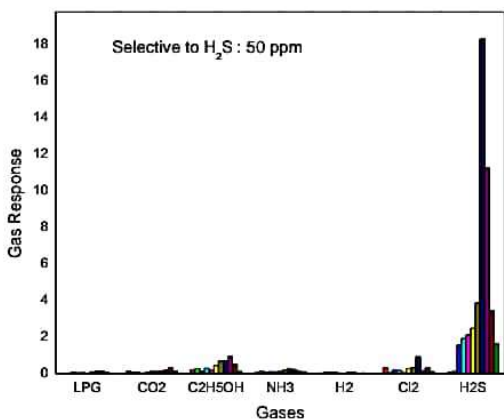


Fig. 5(b). Image of Zn<sub>0.7</sub>Mg<sub>0.3</sub>Co<sub>2</sub>O<sub>4</sub> nanoparticles with SAED pattern.

### 4. Gas sensing properties

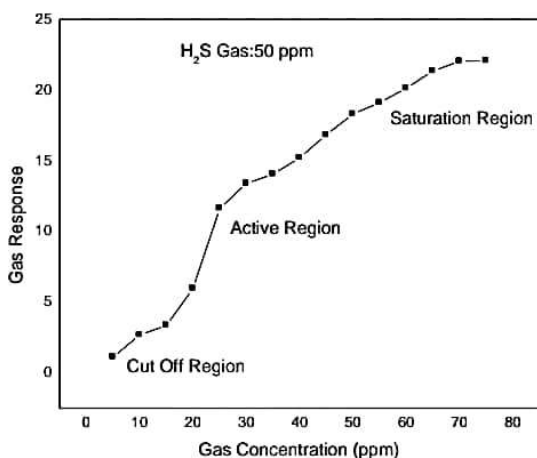
To study the selective behavior of nanocrystalline Zn<sub>0.7</sub>Mg<sub>0.3</sub>Co<sub>2</sub>O<sub>4</sub> gas response (S) towards 50 ppm for

various test gases such as LPG, NH<sub>3</sub>, CO<sub>2</sub>, H<sub>2</sub>S, Cl<sub>2</sub>, H<sub>2</sub> and C<sub>2</sub>H<sub>5</sub>OH at optimal operating temperature 100°C and is depicted in Fig. 6.

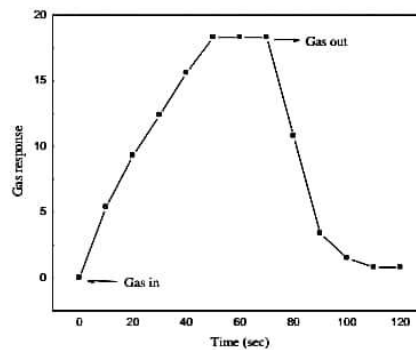


**Fig. 6.** Selectivity of nanocrystalline Zn<sub>0.7</sub>Mg<sub>0.3</sub>Co<sub>2</sub>O<sub>4</sub> thick films.

The Zn<sub>0.7</sub>Mg<sub>0.3</sub>Co<sub>2</sub>O<sub>4</sub> sample exhibited the higher gas response 18.31 towards H<sub>2</sub>S. Hence, the Zn<sub>0.7</sub>Mg<sub>0.3</sub>Co<sub>2</sub>O<sub>4</sub> sensors show maximum selectivity for H<sub>2</sub>S gas towards 50 ppm among all the tested gases.

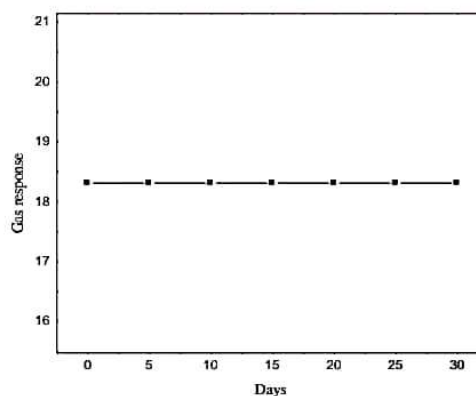


**Fig. 7.** Gas response of Zn<sub>0.7</sub>Mg<sub>0.3</sub>Co<sub>2</sub>O<sub>4</sub> as a function of H<sub>2</sub>S concentration.



**Fig. 8.** Response characteristics of Zn<sub>0.7</sub>Mg<sub>0.3</sub>Co<sub>2</sub>O<sub>4</sub> thick film to 50 ppm H<sub>2</sub>S.

The response of Zn<sub>0.7</sub>Mg<sub>0.3</sub>Co<sub>2</sub>O<sub>4</sub> as a function of H<sub>2</sub>S gas concentration at 100°C is shown in Fig. 7. The gas response was observed to increase with increase in the gas concentration and thereafter it remains almost constant. The response and recovery time characteristics of nanocrystalline Zn<sub>0.7</sub>Mg<sub>0.3</sub>Co<sub>2</sub>O<sub>4</sub> based sensor to 50 ppm H<sub>2</sub>S at 100°C are depicted in Fig. 8. The nanocrystalline Zn<sub>0.7</sub>Mg<sub>0.3</sub>Co<sub>2</sub>O<sub>4</sub> have quick response time 16 s and fast recovery time 52 s. Therefore, nanocrystalline Zn<sub>0.7</sub>Mg<sub>0.3</sub>Co<sub>2</sub>O<sub>4</sub> based sensor exhibits the good response and recovery time to H<sub>2</sub>S.



**Fig. 9.** Stability of nanocrystalline Zn<sub>0.7</sub>Mg<sub>0.3</sub>Co<sub>2</sub>O<sub>4</sub> thick film.

The reproducible nature of nanocrystalline Zn<sub>0.7</sub>Mg<sub>0.3</sub>Co<sub>2</sub>O<sub>4</sub> based thick film sensor to 50 ppm H<sub>2</sub>S

was measured for a month in the interval of 10 days and result are shown in Fig. 9. From figure, it was found that nanocrystalline  $Zn_{0.7}Mg_{0.3}Co_2O_4$  based sensor possesses a very good stability and durability.

#### IV. CONCLUSION

In summary, we have reported the synthesis and investigations of gas sensing properties of  $Zn_{0.7}Mg_{0.3}Co_2O_4$  nanomaterial for the detection of  $H_2S$ . The material was fabricated by the sol-gel method. TEM investigation reveals the average crystallite size is in accordance with XRD results. The excellent gas sensing performance of the prepared  $Zn_{0.7}Mg_{0.3}Co_2O_4$  nanomaterial was attributed to its morphology, the operating temperature and the disparity in the sensing mechanism between  $H_2S$  and other reducing gases. The obtained results demonstrate the potential suitability of the application of  $Zn_{0.7}Mg_{0.3}Co_2O_4$  in gas sensing devices for the detection of  $H_2S$ .

#### V. REFERENCES

- [1]. K. Wetchakun, T. Samerjai, N. Tamaekong, C. Liewhiran, C. Siriwong, V. Kruefu, A. Wisitsoraat, A. Tuantranont, S. Phanichphant, *Sens. Actuators, B*, 160 (2011) 580.
- [2]. J. Zhang, Z. Qin, D. Zeng, C. Xie, *Phys. Chem. Chem. Phys.*, 19 (2017) 6313.
- [3]. G. Korotcenkov, *Mater. Sci. Eng., B*, 139 (2007) 1.
- [4]. A. M. Azad, S. A. Akbar, S. G. Mhaisalkar, et al., *J Electrochem Soc.*, 139 (1992) 3690.
- [5]. R. W. Bogue, *Meas Sci Technol.*, 1(1996) 1.
- [6]. Y. R. Wu, J. Singh, *Appl. Phys. Lett.*, 85 (2004) 1223.
- [7]. N. Barsan, D. Koziej, U. Weimar, *Sens. Actuators, B*, 121 (2007) 18.
- [8]. Q. Wang, X. Li, F. Liu, C. Liu, T. Su, J. Lin, P. Sun, Y. Sun, F. Liu, G. Lu, *RSC Adv.*, 6 (2016) 80455.
- [9]. C. Wang, L. Yin, L. Zhang, D. Xiang, R. Gao, *Sensors*, 10 (2010) 2088.
- [10]. B. Chi, J. Li, X. Yang, H. Lin, N. Wang, *Electrochim. Acta*, 50 (2005) 2059.
- [11]. S. V. Bangale, R. D. Prashale, S. R. Bamane, J. *Chem. Pharm. Res.*, 3 (2011) 527.
- [12]. X. Niu, W. Du, W. Du, *Sens. Actuators, B*, 99 (2004) 405.
- [13]. K. Karthikeyan, D. Kalpana, N. G. Renganathan, *Ionics*, 15 (2009) 107.
- [14]. S. Trasatti, J. Lipkowski, P. N. Ross, *The Electrochemistry of Novel Materials*, VCH Publishers, Weinheim, (1994) 207.